



**ComCare**

ANNUAL REPORT FOR FINANCIAL YEAR 2012







# CONTENTS

---

<b>MESSAGE FROM ACTING MINISTER FOR SOCIAL AND FAMILY DEVELOPMENT</b>	<b>2</b>
<b>OVERVIEW OF COMCARE</b>	<b>4</b>
COMMUNITY CARE ENDOWMENT FUND	
COMCARE ASSISTANCE	
COMCARE OVER THE YEARS	
FY12 HIGHLIGHTS	
<b>COMCARE ASSISTANCE</b>	<b>6</b>
<b>CONCLUDING REMARKS</b>	<b>17</b>
<b>COMCARE STATISTICS FY2012</b>	<b>18</b>
<b>FINANCIAL STATEMENTS FOR COMCARE ENDOWMENT FUND</b>	<b>25</b>







## MESSAGE FROM ACTING MINISTER FOR SOCIAL AND FAMILY DEVELOPMENT

The ComCare Endowment Fund, a key component of our social safety net, has helped many Singaporeans in need since 2005. As at end March 2013, there were 33,266 beneficiaries receiving help under ComCare. Within the financial year of 2012, more than \$102 million was disbursed to assist needy Singaporeans and their families. As part of the caring community, MSF works closely with community partners to provide help to the needy, and ensure that those who need help know where to find it.

MSF recognises the unique needs of individuals and families and that one size does not fit all. We have enhanced ComCare to allow for greater flexibility and for assistance to be more targeted. Our policies and programmes are now more responsive to the changing socio-demographic profiles of the needy. For instance, the Public Assistance (PA) scheme has evolved over the years. Besides increasing the amount of cash assistance in tandem with ground needs, MSF introduced two additional tiers of assistance to help PA clients with other needs such as medical or healthcare consumables.

We will continue to focus on improving our service delivery. To bring assistance closer to the needy, we are setting up a network of Social Service Offices (SSOs) islandwide in the next 2 years. For a start, there will be four SSOs located in Kreta Ayer, Jalan Besar, Jurong West and Bukit Panjang / Choa Chu Kang by end 2013. Working closely with their partners and stakeholders, the SSOs will bring tailored

and coordinated help to needy Singaporeans. By strengthening the network of help touch points and working with ComCare partners, I am confident that we can improve the way we deliver social assistance and support to beneficiaries.

To make the child care subsidy application process efficient and seamless for parents and Child Care Centres, the ComCare child care subsidy has been merged with the universal child care subsidy under a single subsidy framework administered by the Early Childhood Development Agency (ECDA). This ensures two-thirds of households can now benefit from higher child care subsidies.

I would like to express my deepest gratitude to all ComCare volunteers, partners and social service professionals for your steadfast support and dedication to help the needy. Our collective efforts will enable families to be the pillar of support for its members. Together, we can build an inclusive society - one with a heart for our fellow citizens, hope for a better future and a home for all.



**Mr Chan Chun Sing**

Acting Minister for Social and Family Development  
July 2013



## OVERVIEW OF COMCARE

### COMMUNITY CARE ENDOWMENT FUND

The Community Care Endowment Fund ("ComCare Fund") was launched by Prime Minister Lee Hsien Loong on 28 June 2005 as a sustainable source of funds to provide social assistance to needy Singaporeans. The interest income generated from the ComCare Fund is used to fund ComCare programmes.

The ComCare Fund, established under the Community Care Endowment Fund Act, has the following objectives:

- a. To provide assistance to Singapore citizens and permanent residents of Singapore and their family members living in Singapore who are in financial or other difficulties to enable them to:
  - i. attain sufficient income to meet their basic needs;
  - ii. address the development issues faced by their children;
  - iii. facilitate their integration into society
- b. To develop programmes to enhance the capacity of the community to undertake the objectives set out above.

The ComCare Fund started with an initial capital of \$250 million from the Government. Since then, the Government has made periodic top-ups to the Fund. In April 2013, the fund received an additional \$200 million top-up. It now stands at \$1.7 billion.

During Financial Year (FY) 2012 more than \$102 million was disbursed to needy families under the various ComCare programmes. Of this, \$49.7 million was funded by the ComCare Fund's interest income. The balance amount was supplemented through the budget of the Ministry of Social and Family Development (MSF).







# COMCARE ASSISTANCE





# COMCARE OVER THE YEARS

## OVERVIEW

**FY 2005**

Launch of ComCare

**FY 2006**

9 ComCare Local Networks set up



ComCare Short Term Assistance introduced

**FY 2007**

Rates of ComCare Long Term Assistance increased



Launch of ComCare Call

**FY 2008**

ComCare Long Term Assistance eligibility expanded



ComCare child care and Kindergarten subsidies increased



ComCare Short Term Assistance period extended

**FY 2009**

CCC ComCare Fund topped up by \$1.5 million in 2 years



Increase in ComCare Long Term Assistance rates with additional help for children



ComCare child care and kindergarten subsidies increased

**FY 2010**

Expansion of eligibility for ComCare Long Term Assistance



ComCare 5<sup>th</sup> anniversary appreciation lunch and seminar

**FY 2011**

Rates of ComCare Long Term Assistance increased



ComCare child care and kindergarten subsidies increased

**FY 2012**

ComCare child care, student care and kindergarten subsidies increased



Expansion of eligibility for ComCare short and medium term assistance



# FY2012 HIGHLIGHTS

## EXTENDING HELP TO MORE NEEDY GROUPS

The income ceiling for the ComCare short and medium term assistance, as well as for the Citizens' Consultative Committees' ComCare Fund (CCF), was raised to \$1,700 from \$1,500. To ensure that large needy families do not fall through the cracks even after the revised household income criterion, a per capita income criterion of up to \$550 was introduced. These enhancements will ensure that genuinely needy Singaporean families will be assisted if they need help.

## WIDENING ACCESS TO COMCARE ASSISTANCE FOR CHILDREN

A per capita income criterion was introduced in April 2012 for the ComCare child care, student care and kindergarten subsidies to make child care, student care and kindergarten services more accessible and affordable for larger families. Families with per capita incomes of up to \$875 are now also eligible for the ComCare subsidies.

## ENHANCED CHILD AND INFANT CARE SUBSIDIES

In January 2013, MSF announced that it would raise subsidies to make child and infant care services more affordable for lower and middle income families. Under the new subsidy framework, all parents will continue to receive a Basic Subsidy at the current rates for child care and infant care programmes. On top of the Basic Subsidy, families with a gross monthly income of \$7,500 and below will receive more support in the form of an Additional Subsidy. The Additional Subsidy will replace the ComCare child care subsidies, which had provided child care subsidies for families earning \$3,500 and below. With this initiative, up to two-thirds of households can now benefit from higher subsidies on top of the Basic Subsidy.

OVERVIEW







# COMCARE ASSISTANCE

## COMCARE SHORT TERM ASSISTANCE

ALSO KNOWN AS THE WORK SUPPORT PROGRAMME (WSP)

ComCare short-term assistance is targeted at low-income families and individuals who may be unemployed or earning a low income and need temporary financial support. A Social Assistance officer will work with the family to develop a plan of action to improve their circumstances. The assistance may include cash grant and vouchers.

# 6,123

households received ComCare Short Term assistance as at 31 March 2013

# \$24.45 MILLION

disbursed in FY2012

## COMCARE MEDIUM TERM ASSISTANCE

ALSO KNOWN AS THE COMCARE TRANSITIONS (CCT)

ComCare medium-term assistance is available to those who are temporarily unable to work (e.g. due to illness, care-giving responsibilities), are financially needy and have little or no family support. The assistance may include cash grant and vouchers.

# 4,423

households received ComCare Medium Term assistance as at 31 March 2013

# \$17.4 MILLION

disbursed in FY2012





**COMCARE LONG TERM ASSISTANCE**  
ALSO KNOWN AS THE PUBLIC ASSISTANCE (PA)

ComCare long-term assistance is targeted at the most needy who are unable to work due to old age, illness or disability, have limited or no means of income, and have little or no family support. Beneficiaries receive a cash grant for their daily living expenses. They may also be linked up to community-based agencies for other assistance or services, such as home help, befriending and placement in day centres, to support their living in the community.

**3,032**

households received ComCare Long Term assistance as at 31 March 2013

**\$15.64**  
**MILLION**

disbursed in FY2012

# COMCARE ASSISTANCE

## COMCARE ASSISTANCE FOR CHILDREN

ComCare provides subsidies for kindergarten, child care and student care to support families in giving their preschool children an early start to education and providing adequate supervision to primary school children while their parents work.



### PRESCHOOL FEE ASSISTANCE

ALSO KNOWN AS THE CENTRE BASED FINANCIAL ASSISTANCE FOR CHILD CARE (CFAC) AND THE KINDERGARTEN FINANCIAL ASSISTANCE SCHEME (KIFAS)

The ComCare preschool subsidies make preschool education more affordable for low and lower middle-income families so that their children can have an early start to preschool education and development.

Child care subsidies enables low-income parents with young children to go out to work and gives the children access to developmental opportunities in registered child care centres. Monthly childcare fee subsidies are provided to children aged below 7 years from families with working parents. This is in addition to the universal government child care subsidy.

Kindergarten subsidies are targeted at making preschool education accessible and affordable for all families. Kindergarten and nursery fee subsidies are available for children from low-income families attending eligible, non-profit kindergartens.

# 6,879

children received child care subsidies

# 8,598

children received kindergarten subsidies as at 31 March 2013

# \$35.2 MILLION

disbursed in FY2012

### COMCARE STUDENT CARE SUBSIDIES

ALSO KNOWN AS THE STUDENT CARE FEE ASSISTANCE (SCFA)

ComCare provides monthly fee subsidies for children aged between 7 and 14 years from low-income families to attend student care centres (SCCs) while their parents are at work. These subsidies are also available to special needs students attending Special SCCs.

# 4,211

children received student care subsidies as at 31 March 2013

# \$9.67 MILLION

disbursed in FY2012





## SUPPORTING THE COMMUNITY

ComCare provides support to various community agencies to empower the community to help the needy in Singapore.

# 19,134

cases received CCF assistance in  
FY2012

# \$3.5 MILLION

disbursed in FY2012

### CITIZENS' CONSULTATIVE COMMITTEE (CCC) COMCARE FUND (CCF)

The CCF was created in recognition of the important role that grassroots organisations play in helping needy residents. It provides the grassroots leaders in the CCCs with the flexibility to disburse quick financial assistance to meet residents' urgent and temporary needs. The type and amount of assistance rendered depend on the needs and circumstances of each resident.



# COMCARE ASSISTANCE



## COMCARE CALL

The ComCare Call provides a 24-hour, toll-free service to direct the needy or good Samaritans who want to help the needy, to appropriate agencies for social assistance. This 24/7 information and referral helpline is manned by customer service executives who are conversant in the four main languages as well as common Chinese dialects.

In FY2012, ComCare Call attended to 28,509 calls. The majority of these callers sought financial assistance, social services help, and employment assistance.

## COMCARE SOCIAL SUPPORT PROJECTS FUND (CSPF)

Although there are many programmes in place for the disadvantaged, there might be areas of concern that are not addressed by existing programmes. Organisations that work closely with the community are better able to identify these areas and propose ideas to meet these needs. ComCare provides funding support for organisations whose projects serve to plug existing service gaps, meet an emerging need or improve on an existing programme. More than \$3.4 million had been disbursed since FY2007.


## COMCARE ENTERPRISE FUND (CEF)

The CEF provides funding support for social enterprises which employ the disadvantaged in the community. This includes persons with disabilities, persons recovering from psychiatric illness, ex-offenders, former drug abusers, youth-at-risk, chronically unemployed individuals and low-income Singaporeans from families with multiple problem households. In Dec 2011, the scope of CEF was expanded to fund existing social enterprises for expansion purposes, in addition to new social enterprises. \$37,500 was disbursed under CEF in FY2012 to 2 social enterprises. A total of 17 CEF proposals were assessed in FY2012, out of which 5 were awarded CEF funding.

### Up skilling the Disabled and the Disadvantaged

**Betr Barista** aims to empower women in need through training and equipping them with a lifelong skill of quality Barista skills, as certified internationally by the Specialty Coffee Association of America (SCAA). In addition, Betr Barista also emphasises on the physical, emotion and mental wellness of its beneficiaries through a series of team bonding and training programmes.

Apart from the initial coffee academy, Betr Barista has recently expanded into another coffee outlet at Aljunied.





## COMCARE LOCAL NETWORKS (CLN)

To strengthen the level of collaboration and coordination amongst these social service agencies, ComCare Local Networks (CLNs) were set up in 2006. CLNs serve as a platform for grassroots, VVOs and CDCs in a locality to work together to help ensure that the needy do not fall through the cracks.

There were 9 CLNs in FY12. These CLNs organise various networking meetings with their partners and held outreach events to collaborate, share best practices, and refine existing referral protocols.



### ComCare Local Network Highlights - FY 2012

**South West Cares Referral Guide** was launched in February 2013 to raise awareness of the social service agencies and community resources available in the district and to reinforce the idea of closing the loops when cases are referred. More than 120 help agencies and Grassroots Organisations have received copies of the guide, which will help their volunteers and help professionals pinpoint the agencies that they can refer to. To date, 96 help agencies or about 1,000 staff/volunteers from Family Service Centres, self-help groups and Grassroots Organisations have benefited from the guide.



A series of district wide CLN networking was conducted as part of the **One Singapore Conversation for North East CLN** partners between September and December 2012. The networking session saw a turnout of over 100 community partners. They included Family Service Centres, Volunteer Welfare Organizations, schools, grassroots organizations, religious organizations and business leaders. The various partners shared on their concerns and highlighted needs of the ground and the resources available to assist the residents and one another. The partners also discussed on new initiatives on the ground.

**The Central Singapore CLN 5<sup>th</sup> anniversary celebrations-cum-Community Fair** held on 26 May 2012, aimed to enhance our CLN system to embrace the notion of "One Network, Many Touch Points" and create a stronger sense of belonging for our CLN partners through:

- Better coordination among social services agencies
- Regular sharing of information, best practices and services
- Greater collaboration with each other in areas of common interests so as to leverage on each other's strengths

150 guests comprising representatives from Voluntary Welfare Organisations, Grassroots Organisations, Self Help groups and Medical Institutions attended.

The community fair, saw 15 community partners setting up booths to educate and share their services with the residents.

Approximately 2,000 residents of Central Singapore district participated in the community fair.







Under the **Health Up for Kids @ South East programme**, participating schools help to identify underweight or malnourished children from low-income families to receive regular nutritional food and beverages.

This programme also aimed to educate students on the importance of choosing healthy food for their consumption. In FY 12, the programme helped 1,085 children from low income families.

**The North West Care and Repair Programme**, launched on 19 January 2013, mobilises and channels community and corporate resources to uplift the lives of needy families and vulnerable elderly residing at rental blocks in the North West district. The programme focuses on three areas, home safety and improvements, social wellness and healthy lifestyle. To date, the programme has engaged more than 500 corporate and community volunteers to reach out to about 1,500 needy households.





# CONCLUDING REMARKS



*Child Care Seminar 2011*



*50Plus Expo 2011*



*ComCare Seminar 2012*

In FY2012, MSF has reached out and assisted more families and individuals through ComCare, compared to previous years. We have made enhancements and refinements to ComCare schemes and service delivery to ensure that assistance for the needy is more targeted and effective. MSF would like to express our gratitude to our ComCare community partners for their hard work and support in helping needy individuals and families in Singapore.

With the support of our partners and the community, we will continue to work together to help more low-income families and individuals in our midst.

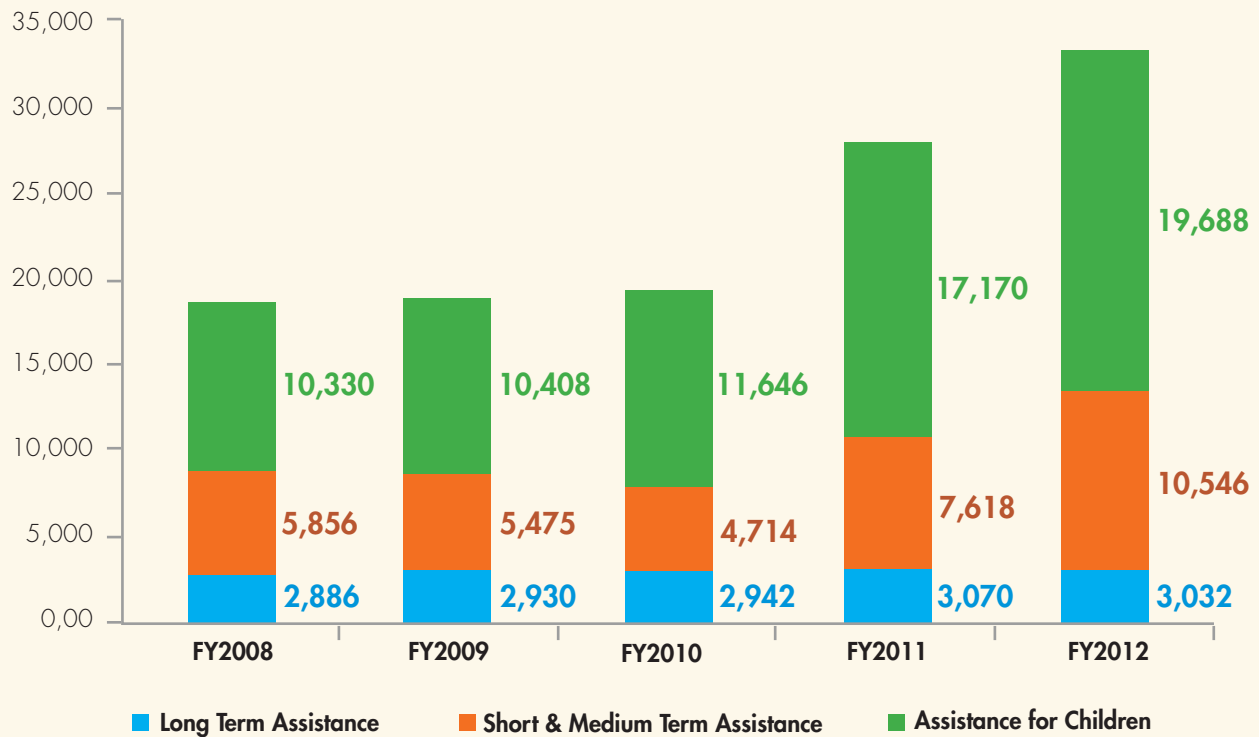
# COMCARE STATISTICS FY 2012



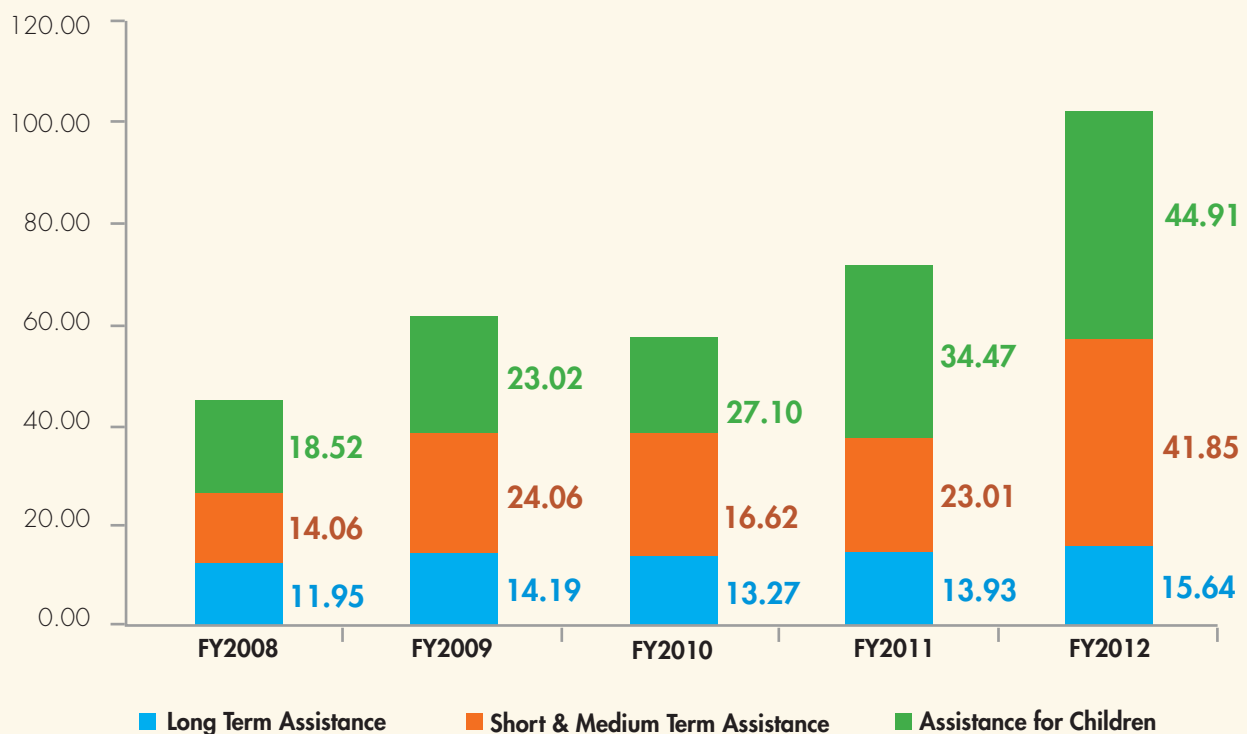


# COMCARE STATISTICS FY 2012

**Figure 1: Number of cases receiving ComCare assistance as at end financial year<sup>1</sup> from FY2008 to FY2012**



**Figure 2: ComCare Disbursements from FY2008 to FY2012 (millions)**

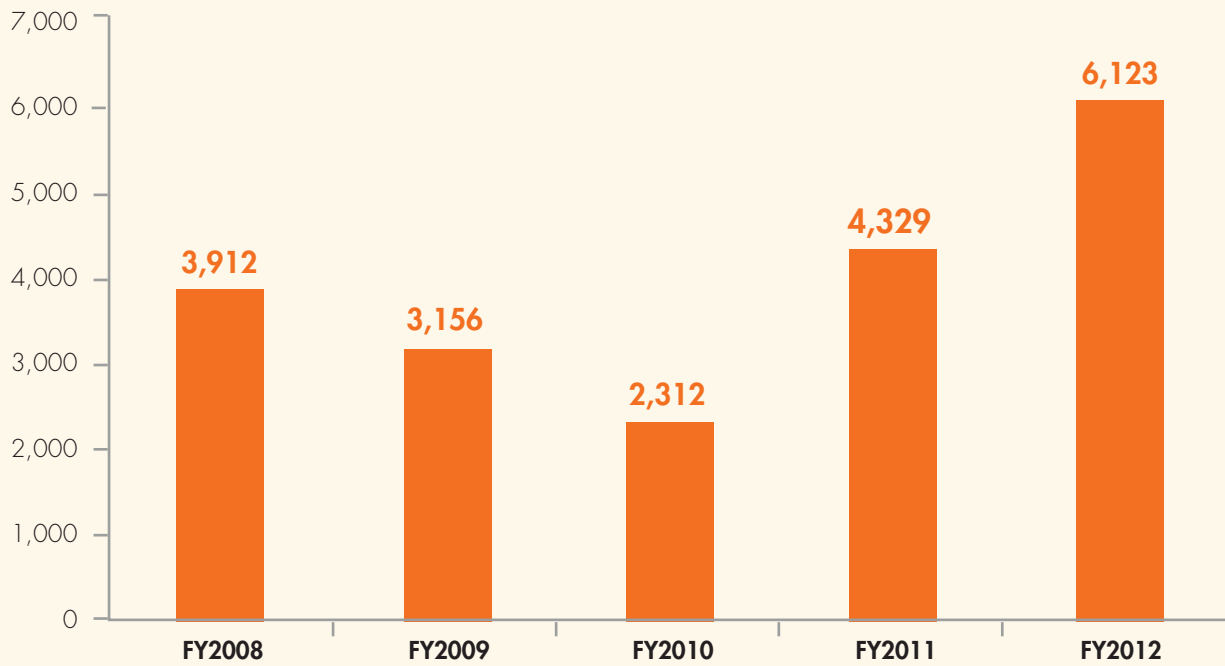


<sup>1</sup>The financial year starts from 1 April of one year to 31 March the following year.

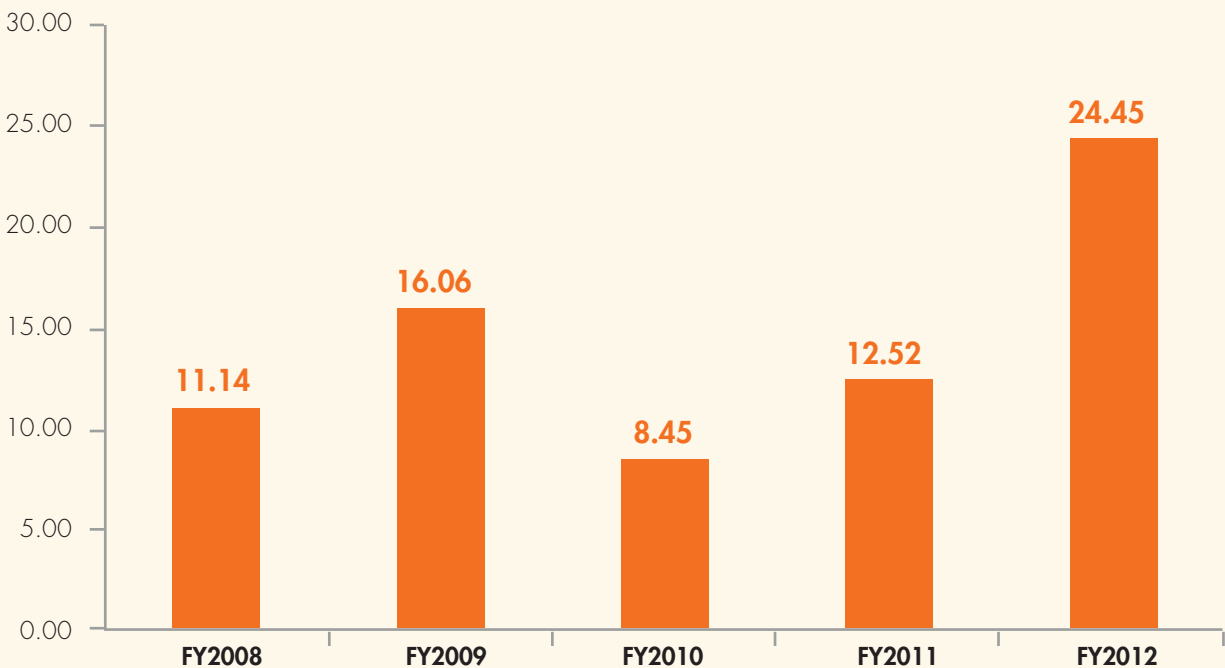
### ComCare Short Term assistance (Also known as Work Support Programme, WSP)

Figure 3 and 4 show the number of households receiving ComCare Short Term assistance and the disbursements in the past 5 financial years. The number of recipients and disbursement in FY 2012 were higher compared to FY 2011. This is likely to be due to slower economic growth and greater unemployment in 2012, as well as the increase in the income cut-off for Short Term Assistance.

**Figure 3: Number of households receiving Short Term Assistance as at end financial year from FY2008 to FY2012**



**Figure 4: Disbursements of Short Term Assistance from FY2008 to FY2012 (millions)**

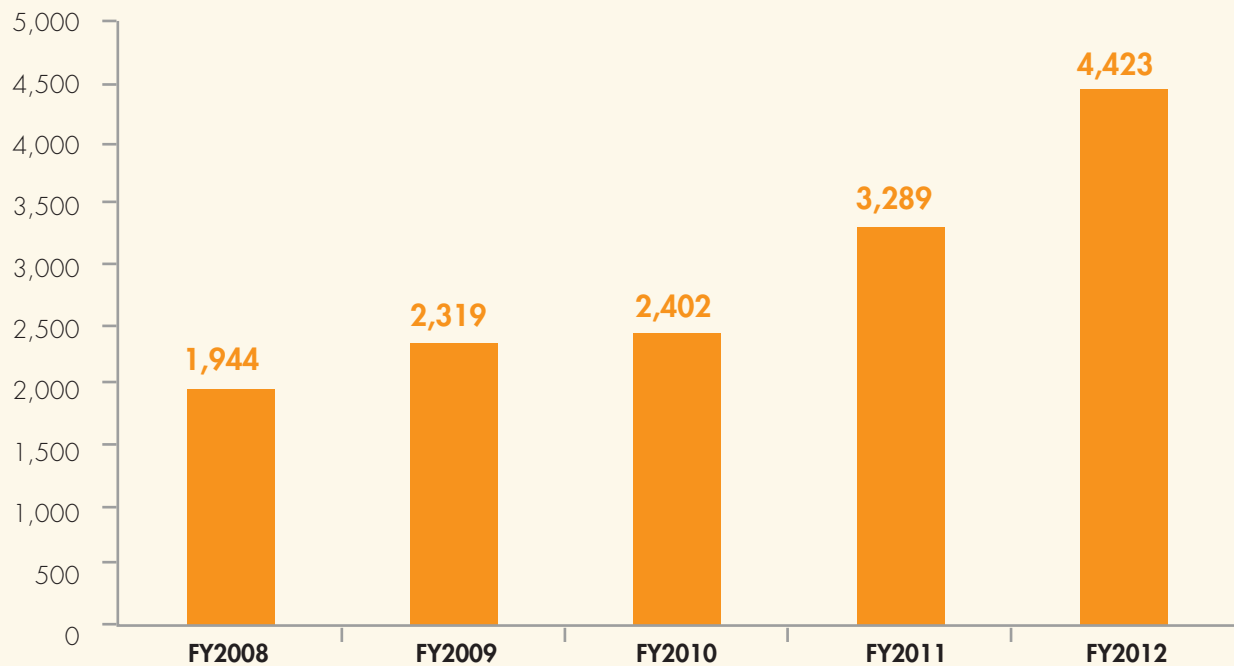




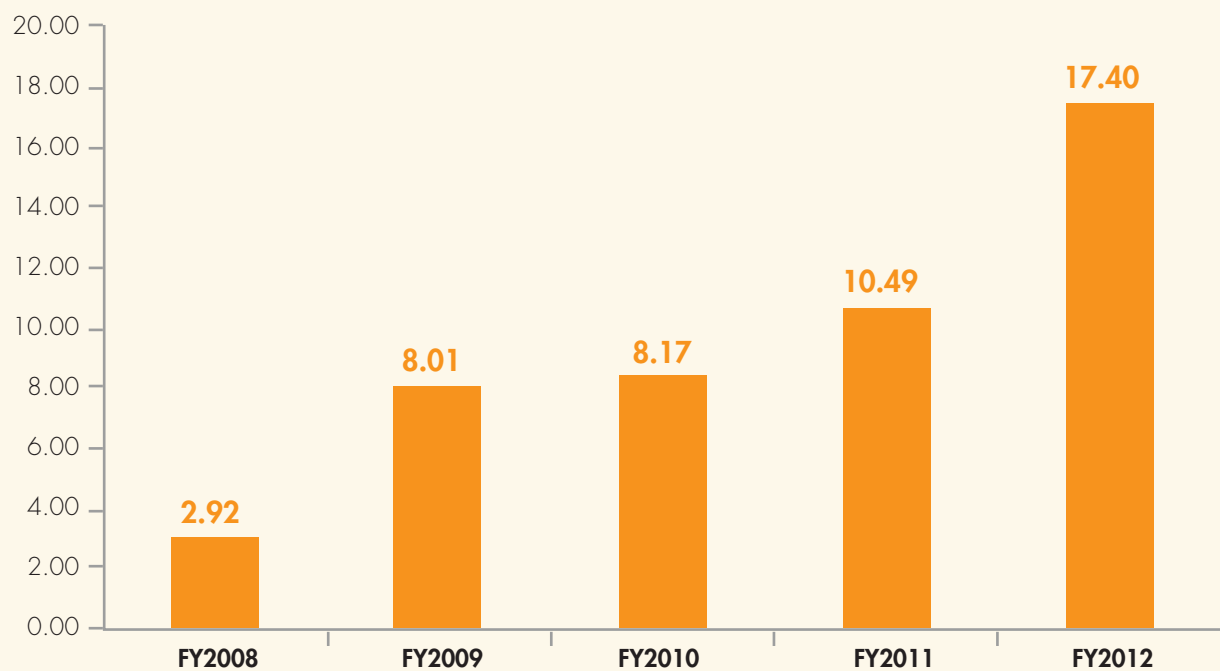
### ComCare Medium term assistance (Also known as the ComCare Transition, CCT)

Figures 5 and 6 show the number of households receiving assistance for a medium term period and the amounts disbursed for the last 5 financial years. Similar to ComCare Short Term Assistance, the number of recipients and disbursement in FY 2012 were higher compared to FY 2011.

**Figure 5: Number of households receiving Medium Term Assistance as at end financial year in FY2008 to FY2012**



**Figure 6: Disbursements of Medium Term Assistance from FY2008 to FY2012 (millions)**



### ComCare Long Term Assistance (Also known as Public Assistance, PA)

Figures 7 and 8 show the number of households receiving Long Term Assistance and the amounts disbursed from FY2008 to FY2012. The number of cases has remained stable over the years.

Figure 7: Number of households receiving Long Term Assistance as at end financial year in FY2008 to FY2012

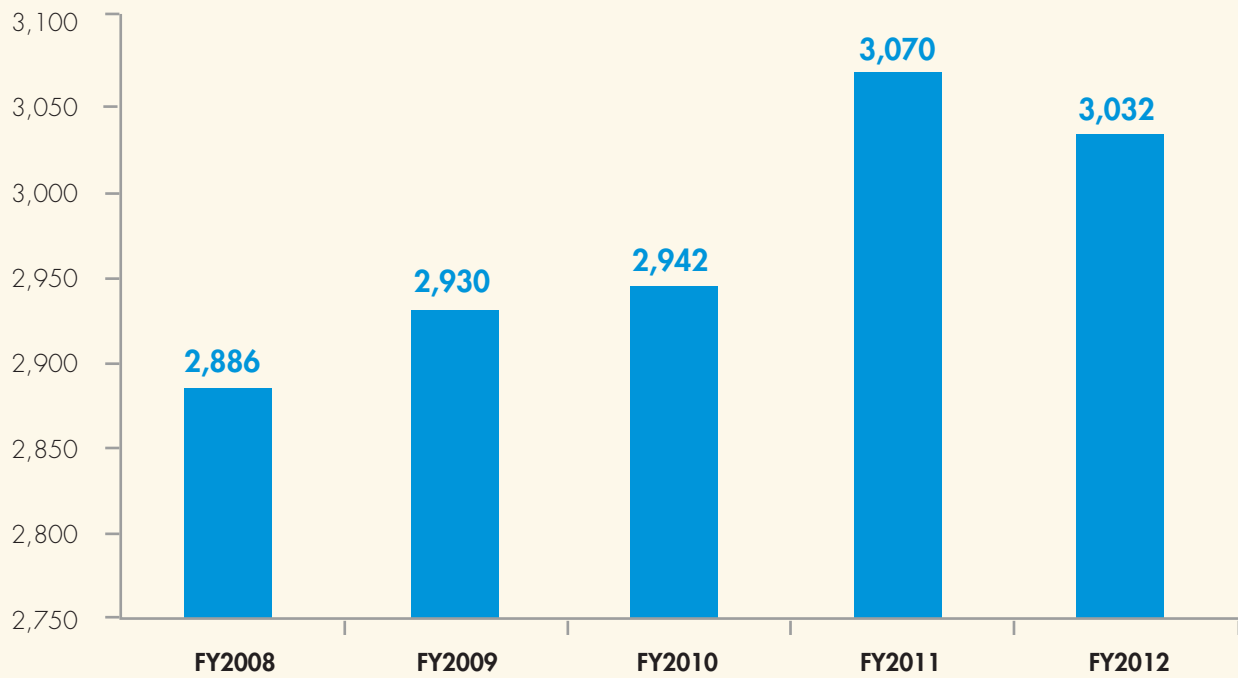
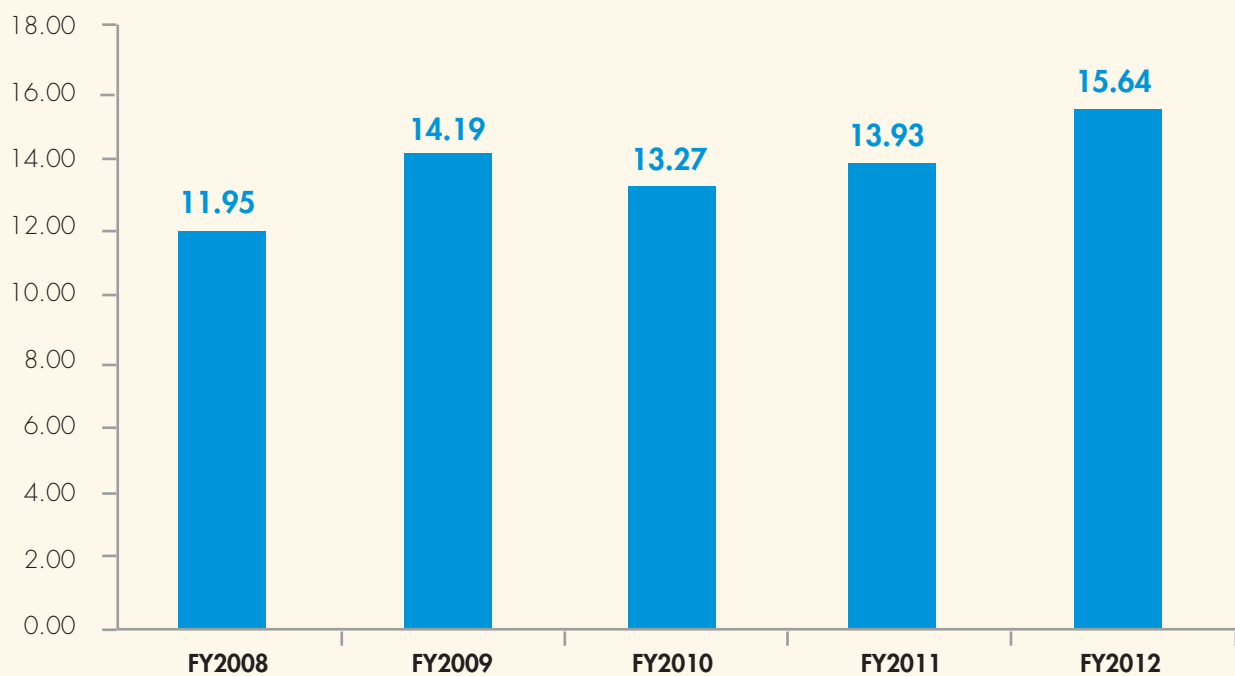


Figure 8: Disbursements of Long Term Assistance from FY2008 to FY2012 (millions)

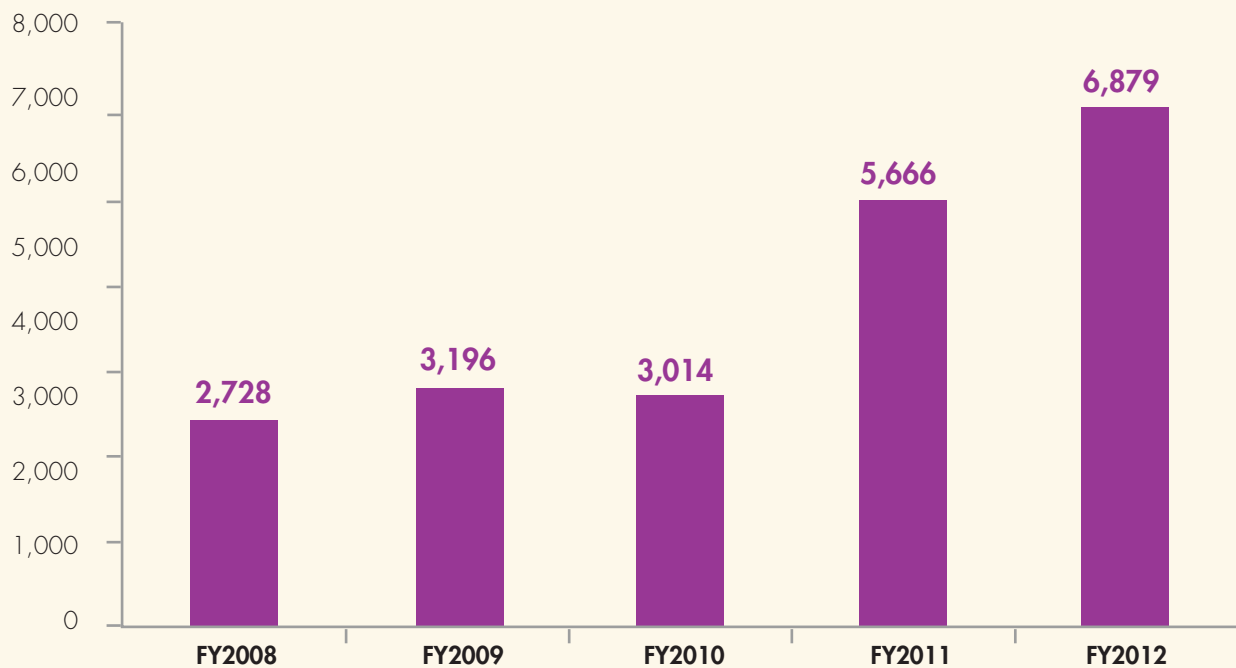




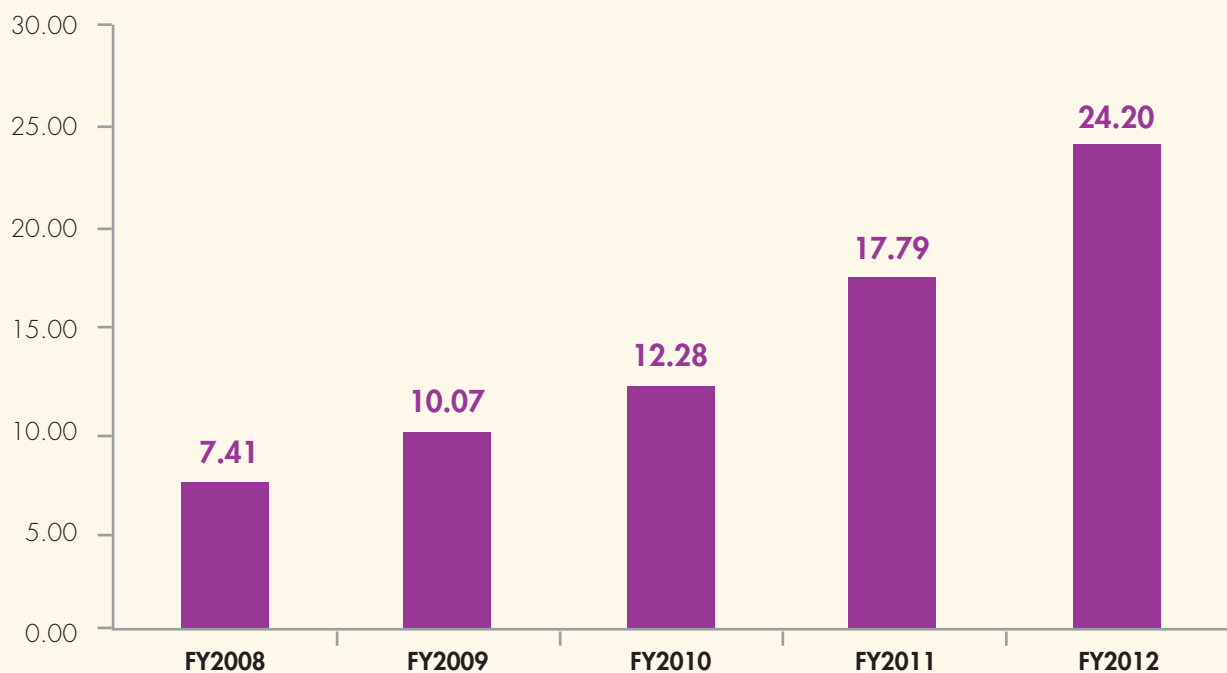
### ComCare child care subsidies (Also known as the Centre Based Financial Assistance for Childcare, CFAC)

Figures 9 and 10 show the number of children receiving the ComCare child care subsidies and the amounts disbursed from FY2008 to FY2012. The higher number of beneficiaries and disbursement in FY2012 is due to the enhancements made to CFAC in FY2012.

**Figure 9: Number of children receiving ComCare child care subsidies as at end financial year in FY2008 to FY2012**



**Figure 10: Disbursements of ComCare child care subsidies from FY2008 to FY2012 (millions)**



### ComCare kindergarten subsidies (Also known as Kindergarten Financial Assistance Scheme, KiFAS)

Figures 11 and 12 show the number of children receiving ComCare kindergarten subsidies and the amounts disbursed from FY2008 to FY2012.

Figure 11: Number of children receiving ComCare kindergarten subsidies as at end financial year in FY2008 to FY2012

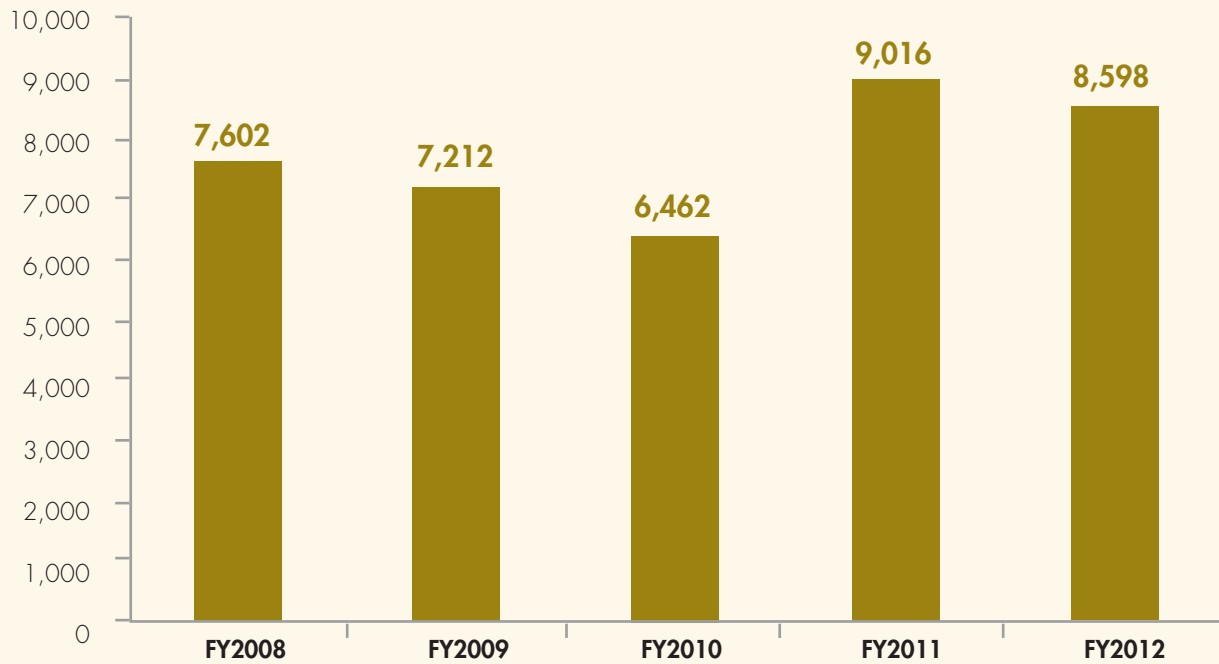
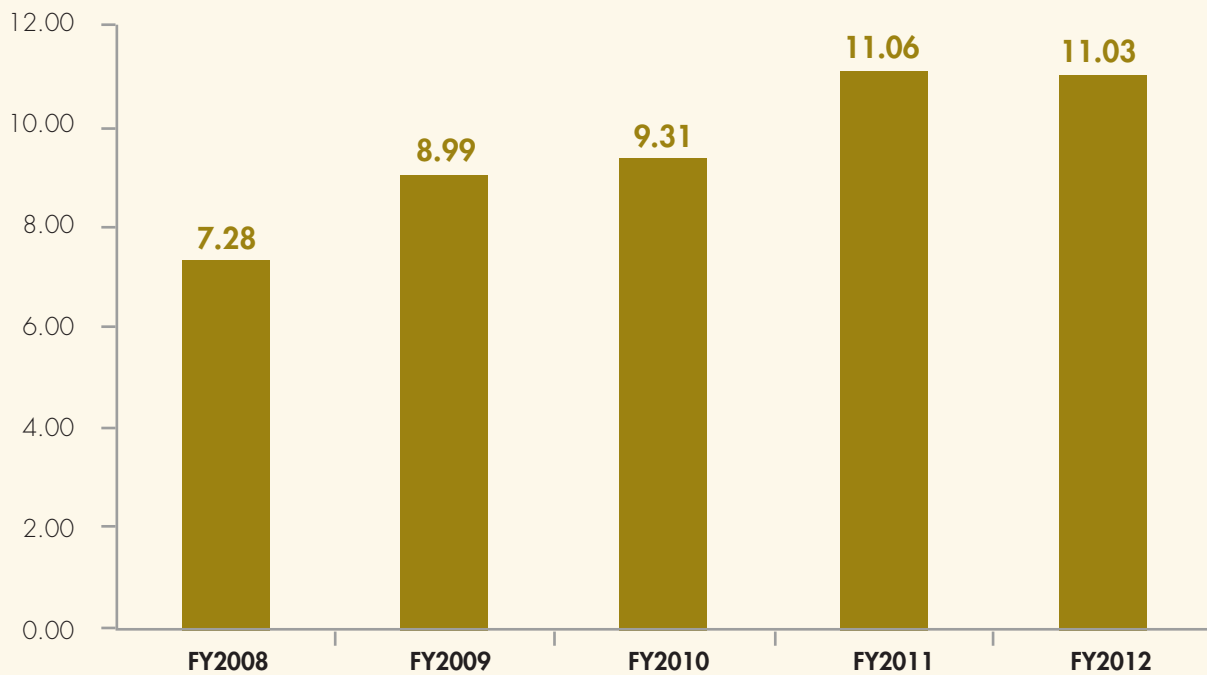


Figure 12: Disbursements of ComCare kindergarten subsidies from FY2008 to FY2012 (millions)







# FINANCIAL STATEMENTS FOR COMCARE ENDOWMENT FUND FY2012

**MINISTRY OF SOCIAL AND FAMILY DEVELOPMENT  
COMMUNITY CARE ENDOWMENT FUND**

**FINANCIAL STATEMENTS**

**FINANCIAL YEAR ENDED 31 MARCH 2013**

## **CONTENTS**

Statement by Management	26
Independent Auditors' Report	27
Statement of Financial Position	29
Receipts and Expenditure Statement	30
Notes to the Financial Statements	31

**MINISTRY OF SOCIAL AND FAMILY DEVELOPMENT**  
**COMMUNITY CARE ENDOWMENT FUND**  
Incorporated in the Republic of Singapore

---

**STATEMENT BY MANAGEMENT**

We state that, in the opinion of the management, the accompanying financial statements together with the notes thereon are drawn up in accordance with the provisions of the Community Care Endowment Fund Act 2005 (the Act) so as to give a true and fair view of the state affairs of the Community Care Endowment Fund for the financial year ended 31 March 2013.

**The Management,**



---

**Chan Heng Kee**  
**Permanent Secretary**  
**Ministry of Social and Family Development**



---

**Benjamin Koh**  
**Director – Comcare and Social Support Division**  
**Ministry of Social and Family Development**

Singapore, **14 MAY 2013**



13A MacKenzie Road  
Singapore 228676  
Tel: (65) 6227 4180  
Fax: (65) 6324 0213  
konglim@internalaudit.com.sg  
www.konglim.com.sg



## **INDEPENDENT AUDITORS' REPORT TO THE MINISTRY OF SOCIAL AND FAMILY DEVELOPMENT**

### **Report on Financial Statements**

We have audited the accompanying financial statements of Community Care Endowment Fund, which comprise the balance sheet as at 31 March 2013, and the statement of receipts and expenditure statement for the year then ended, and a summary of significant accounting policies and other explanatory notes.

#### *Management's Responsibility for the Financial Statements*

Management is responsible for the preparation of the financial statements that give a true and fair view in accordance with the provision of the Community Care Endowment Fund Act (the Act) and Singapore Financial Reporting Standards, and for devising and maintaining a system of internal accounting controls sufficient to provide a reasonable assurance that assets are safeguarded against loss from unauthorized use or disposition; and transactions are properly authorized and that they are recorded as necessary to permit the preparation of true and fair profit and loss accounts and balance sheets and to maintain accountability of assets.

The Community Care Endowment Fund's policy is to prepare the financial statements on the cash receipts and disbursements basis. On this basis, revenue is recognised when received rather than earned and expenses are recognised when paid rather than when incurred.

#### *Independent Auditor's Responsibility*

Our responsibility is to express an opinion on these financial statements based on our audit. We conducted our audit in accordance with Singapore Standards on Auditing. Those standards require that we comply with ethical requirements and plan and perform the audit to obtain reasonable assurance whether the financial statements are free from material misstatement.

An audit involves performing procedures to obtain audit evidence about the amounts and disclosures in the financial statements. The procedures selected depend on the auditor's judgment, including the assessment of the risks of material misstatement of the financial statements, whether due to fraud or error. In making those risk assessments, the auditor considers internal control relevant to the entity's preparation of financial statements that give a true and fair view in order to design audit procedures that are appropriate in the circumstances, but not for the purpose of expressing an opinion on the effectiveness of the entity's internal control. An audit also includes evaluating the appropriateness of accounting policies used and the reasonableness of accounting estimates made by the management, as well as evaluating the overall presentation of the financial statements.

We believe that the audit evidence we have obtained is sufficient and appropriate to provide a basis for our audit opinion.

13A MacKenzie Road  
Singapore 228676  
Tel: (65) 6227 4180  
Fax: (65) 6324 0213  
konglim@internalaudit.com.sg  
www.konglim.com.sg



**(CONTINUED)**

*Opinion*

In our opinion, the financial statements of the Community Care Endowment Fund are properly drawn up in accordance with the provisions of the Act and on the basis sets out in the preceding paragraph, so as to give a true and fair view of the state of affairs of the Community Care Endowment Fund as at 31 March 2013 and the receipts and expenditure of the Community Care Endowment Fund for the year ended on that date

**Report on Other Legal and Regulatory Requirements**

In our opinion, the accounting and other records required by the Act to be kept by the Community Care Endowment Fund have been properly kept in accordance with the provisions of the Act.

In our opinion, the receipts, expenditure and investment of monies and the acquisition and disposal of assets by the Community Care Endowment Fund have been in accordance with the provisions of the Act.

A handwritten signature in blue ink, appearing to be 'K. Lim', is written over a light blue circular stamp.

**KONG, LIM & PARTNERS LLP**  
**Public Accountants and**  
**Certified Public Accountants**

Singapore, 14 MAY 2013



**MINISTRY OF SOCIAL AND FAMILY DEVELOPMENT**  
**COMMUNITY CARE ENDOWMENT FUND**  
**Incorporated in the Republic of Singapore**

**STATEMENT OF FINANCIAL POSITION**  
**AS AT 31 MARCH 2013**

	<u>Notes</u>	<u>2013</u>	<u>2012</u>
		<b>S\$</b>	<b>S\$</b>
Accumulated surplus	4	1,515,539,085	1,313,870,952
<b>Total Surplus</b>		<u>1,515,539,085</u>	<u>1,313,870,952</u>
 <b><u>Represented By:</u></b>			
Balance held by Accountant-General	5	1,515,539,085	1,313,870,952
<b>Total Assets</b>		<u>1,515,539,085</u>	<u>1,313,870,952</u>

The accompanying notes to financial statements are an integral part of the financial statements.

**MINISTRY OF SOCIAL AND FAMILY DEVELOPMENT  
COMMUNITY CARE ENDOWMENT FUND  
Incorporated in the Republic of Singapore**

**RECEIPTS AND EXPENDITURE STATEMENT  
FOR THE FINANCIAL YEAR ENDED 31 MARCH 2013**

	<u>Notes</u>	<u>2013</u> S\$	<u>2012</u> S\$
<b><u>Receipts</u></b>			
Capital Contribution from the Government	4	200,000,000	500,000,000
Donation		2,395	3,128
Income from investments		<u>51,361,938</u>	<u>42,246,314</u>
		251,364,333	542,249,442
<b><u>Expenditure</u></b>			
Grants disbursed	3	<u>(49,696,200)</u>	<u>(39,802,344)</u>
<b>Surplus for the year</b>		<u>201,668,133</u>	<u>502,447,098</u>
Accumulated Surplus brought forward		<u>1,313,870,952</u>	<u>811,423,854</u>
Accumulated Surplus carried forward	4	<u><u>1,515,539,085</u></u>	<u><u>1,313,870,952</u></u>

The accompanying notes to financial statements are an integral part of the financial statements.



**MINISTRY OF SOCIAL AND FAMILY DEVELOPMENT  
COMMUNITY CARE ENDOWMENT FUND  
NOTES TO FINANCIAL STATEMENTS 31 MARCH 2013**

These notes form an integral part of and should be read in conjunction with the accompanying financial statements.

**1. GENERAL**

Community Care Endowment Fund is incorporated and domiciled in the Republic of Singapore. The address of the Ministry of Social and Family Development (The Ministry) principal place of activity is 512 Thomson Road MSF Building, Singapore 298136.

The Fund is set up by the Singapore Government (Government) under the Community Care Endowment Fund Act 2005 (Act) for the purpose of:

- (a) providing assistance to citizens and permanent residents of Singapore and their family members living in Singapore who are in financial or other difficulties to enable them to:
- (i) attain sufficient income to meet their basic needs;
  - (ii) address the development issues faced by their children
  - (iii) facilitate their integration into society; and
- (b) developing programmes to enhance the capacity of community to undertake the foregoing objects set out in a (i), (ii) and (iii).

The Fund came into operation on 24 October 2005. Details of the fund are as follows:

	<b>Capital Contribution</b>	<b>Transfer from Community Assistance Fund</b>
	<b>S\$</b>	<b>S\$</b>
24 October 2005	250,000,000	-
February 2006	-	246,641,688
25 July 2006	100,000,000	-
25 April 2008	200,000,000	-
31 May 2011	500,000,000	-
19 April 2012	200,000,000	-
<b>Total</b>	<b>1,250,000,000</b>	<b>246,641,688</b>

The Government may make further payments of capital money into the Fund from time to time.

Only income earned from the Fund will be used.

The fund is deemed to be a Government Fund for the purposes of any written law in Singapore.

The People's Association ("PA") has been appointed as the programme manager of the Fund to receive and deploy the grant for programmes that are congruent with the objectives of the Fund.

**MINISTRY OF SOCIAL AND FAMILY DEVELOPMENT  
COMMUNITY CARE ENDOWMENT FUND  
NOTES TO FINANCIAL STATEMENTS 31 MARCH 2013**

**2. SIGNIFICANT ACCOUNTING POLICIES**

**Basis of Accounting**

The financial statements are expressed in Singapore Dollars.

In line with the Government's policy, the cash basis of accounting is adopted. On this basis, receipts are recognised when received rather than earned and expenses are recognised when paid rather than incurred.

**3. GRANTS DISBURSED**

During the financial year, the Fund made disbursements to PA for the administration of the funds for the following programmes:

	<u>2013</u>	<u>2012</u>
	S\$	S\$
Kindergarten Financial Assistance Scheme (KIFAS)	5,294,200	6,307,969
ComCare Transition (CCT)	9,368,600	8,921,720
Student Care Fee Assistance Scheme (SCFA)	1,614,000	2,432,193
Centre-based Financial Assistance Scheme for Childcare (CFAC)	3,482,200	10,990,917
Public Assistance Scheme (PAS)	14,160,200	-
Special Grant (SG)	397,000	765,240
Work Support Programme (WSP)	15,380,000	10,384,305
	<u>49,696,200</u>	<u>39,802,344</u>

**4. EXCESS OF RECEIPTS OVER EXPENDITURE**

	<u>Notes</u>	<u>2013</u>	<u>2012</u>
		S\$	S\$
Capital Contribution from the Government	(a)	1,250,000,000	1,050,000,000
Transfer from Community Assistance Fund	(b)	246,641,688	246,641,688
Net income from investments	(c)	18,884,826	17,219,088
Donations		12,571	10,176
		<u>1,515,539,085</u>	<u>1,313,870,952</u>

- (a) The capital contribution from the Government relates to capital money paid into the Fund by the Government. Under Section 5 (4) of the Act, this amount shall not be used for any purposes other than for investment.
- (b) The transfer from Community Assistance Fund relates to the balance of the monies injected in February 2006 as capital money to the Fund upon termination of the Community Assistance Fund. Under Section 5 (4) of the Act, this amount shall not be used for any purposes other than for investment.



**MINISTRY OF SOCIAL AND FAMILY DEVELOPMENT  
COMMUNITY CARE ENDOWMENT FUND  
NOTES TO FINANCIAL STATEMENTS 31 MARCH 2013**

**4. EXCESS OF RECEIPTS OVER EXPENDITURE (CONTINUED)**

- (c) This relates to investment income earned on the Fund balance. The net investment income is arrived at after deducting grants made and other expenses as approved under the Act.

	<u>Notes</u>	<u>2013</u> S\$	<u>2012</u> S\$
Net income from investments		18,884,826	17,219,088
Past reserves protected	(d)	<u>(5,061,316)</u>	<u>(5,061,316)</u>
Net income from investments available for expenditure	(e)	<u>13,823,510</u>	<u>12,157,772</u>

- (d) The balance shown relates to reserves which are protected as a result of Government requirements.

Investment income earned from the Fund previously will be protected when there is a change-over in government. This would ensure that the present government would spend only what it has earned in its term of office.

- (e) The income from investments available for distribution represents investment income earned on the fund balance. The net income from investments is arrived at after deducting expenditure including:
- grants given to individuals or families through organisations;
  - grants given to organisations to carry out programmes consistent with the objects of the Fund;
  - such other purposes consistent with the objects of the Fund; and
  - all expenses incurred in connection with the administration of the Fund as approved under the Act.

**5. FUNDS WITH ACCOUNTANT-GENERAL**

This represents funds held by the Accountant-General on behalf of the Fund.

The Fund is allocated an investment income at the rate of 3.43% (FY11: 3.44%) per annum.

**6. AUTHORISATION OF FINANCIAL STATEMENTS**

The financial statements were authorized for issue by the Ministry of Social and Family Development on date of Statement by Management.

**7. EVENTS OCCURRING AFTER STATEMENT OF FINANCIAL POSITION DATE**

Subsequent to the financial year end, the endowment interest rate was increased from 3.43% to 4.00% for FY13 and FY14 for the funds held by the Accountant-General.

# NOTES



# NOTES

# NOTES







**MSF**  
MINISTRY OF  
SOCIAL AND FAMILY  
DEVELOPMENT

[www.msf.gov.sg](http://www.msf.gov.sg)