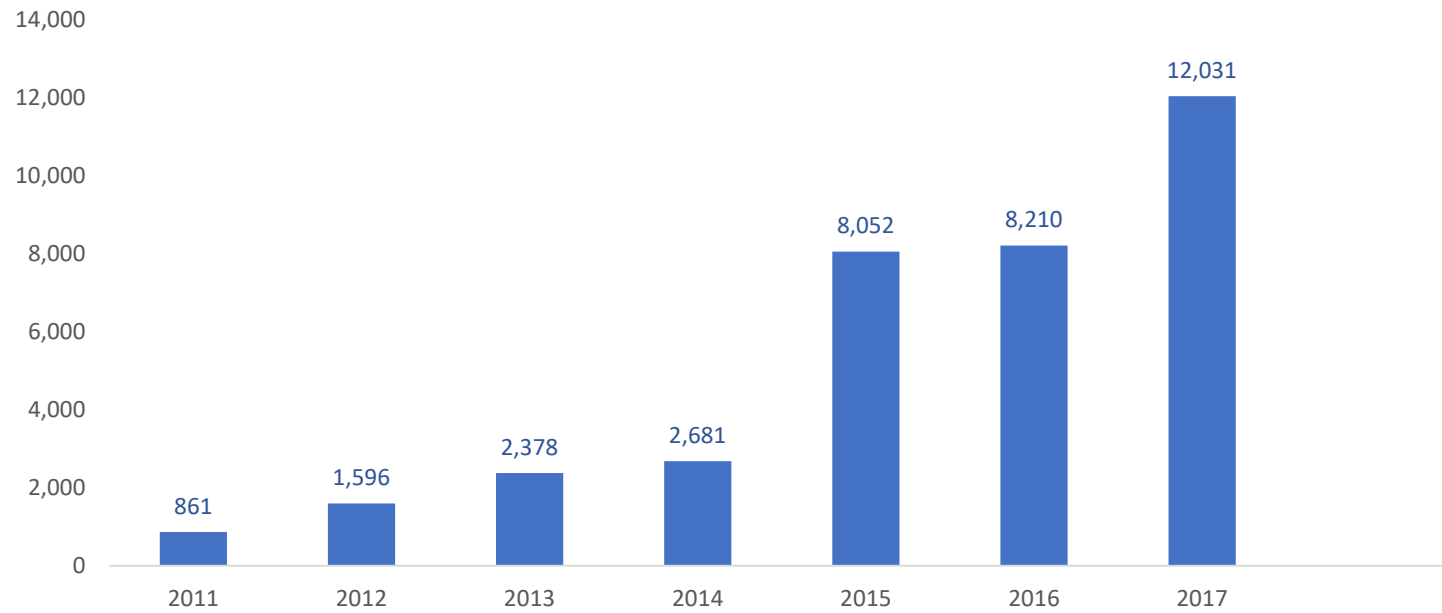


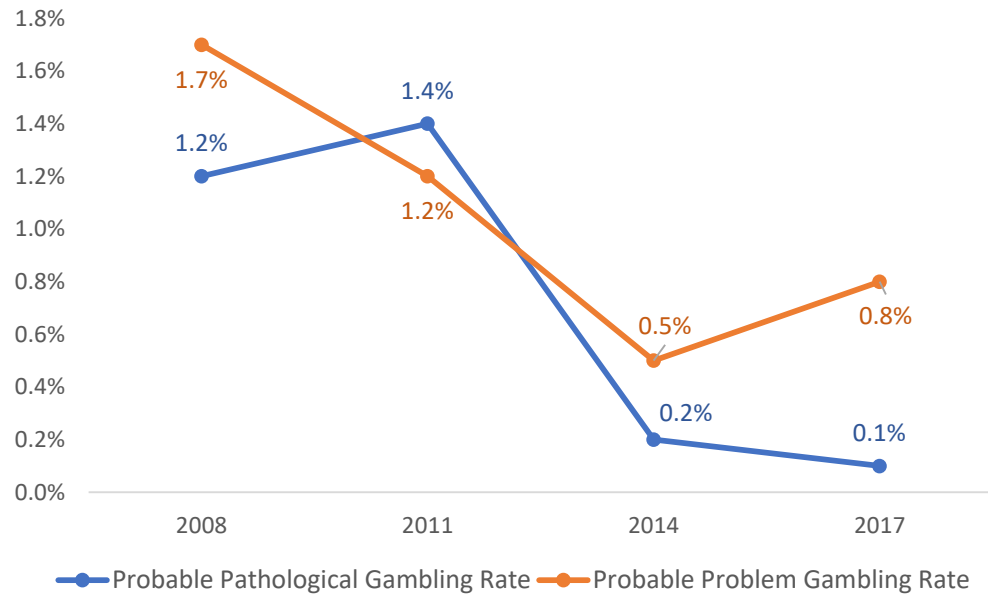
Number of Lasting Powers of Attorney (LPA) Registered



Year	2011	2012	2013	2014	2015	2016	2017
Number of Lasting Powers of Attorney (LPA) registered	861	1,596	2,378	2,681	8,052	8,210	12,031

Data only available from Year 2011.

Probable Pathological and Problem Gambling Rates



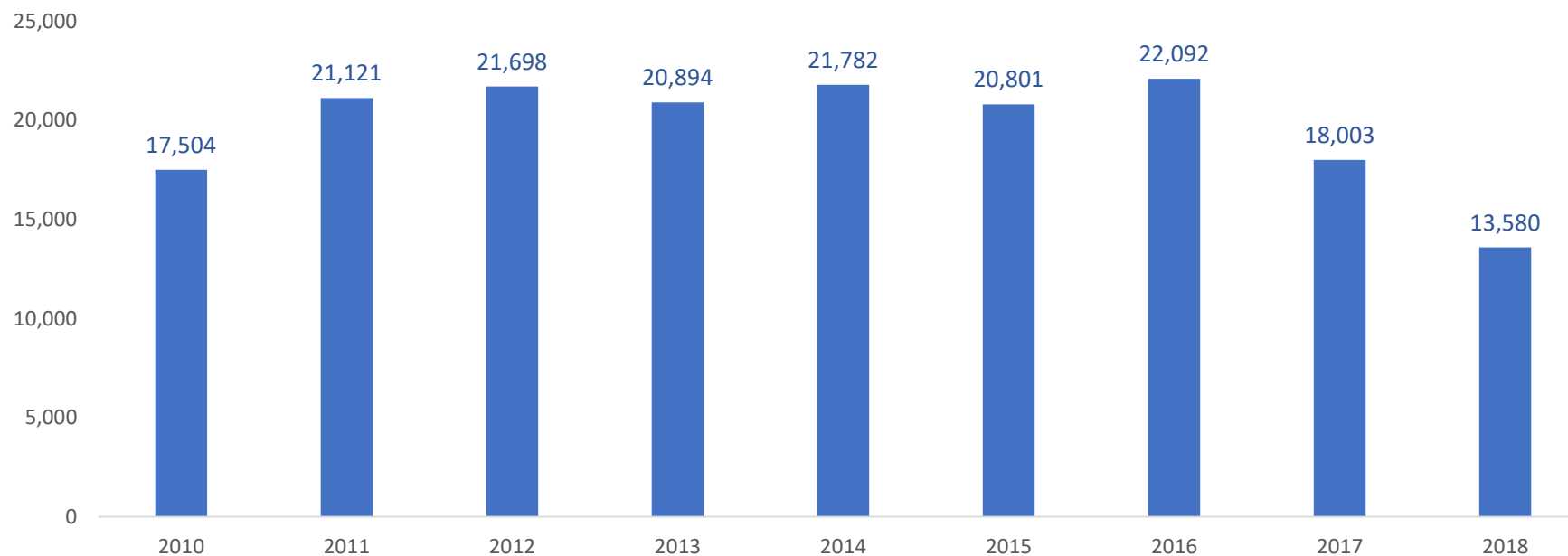
Year	2008	2011	2014	2017
Probable Pathological Gambling Rate	1.2%	1.4%	0.2%	0.1%
Probable Problem Gambling Rate	1.7%	1.2%	0.5%	0.8%

Data only available for Years 2008, 2011, 2014 and 2017 where the Gambling Prevalence Survey was conducted.

The Probable Pathological Gambling Rate is an estimate of the proportion of residents who may experience severe gambling problems.

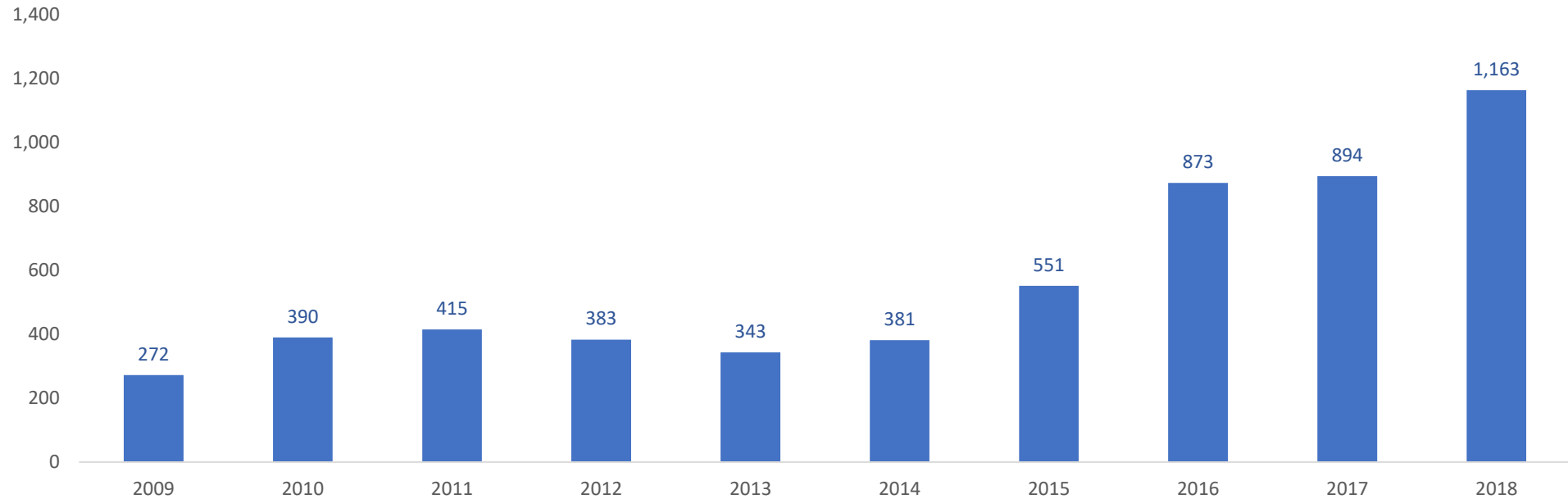
The Probable Problem Gambling Rate is an estimate of the proportion of residents who may experience mild gambling problems.

Number of calls received on the National Problem Gambling Helpline (1800 6-668-668)



Year	2010	2011	2012	2013	2014	2015	2016	2017	2018
Number of calls received on the National Problem Gambling Helpline (1800 6-668-668)	17,504	21,121	21,698	20,894	21,782	20,801	22,092	18,003	13,580

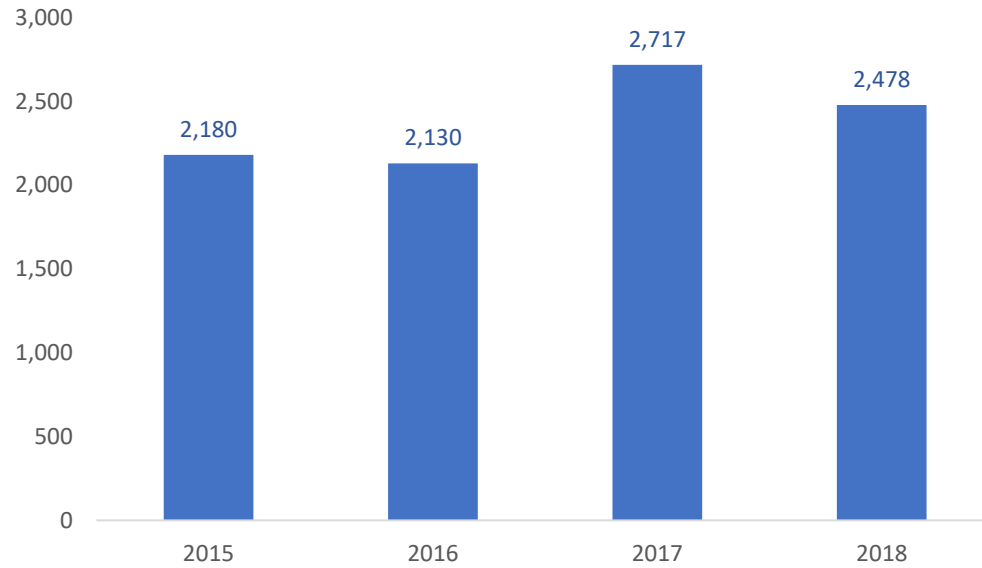
Number of Child Abuse Cases Investigated



Year	2009	2010	2011	2012	2013	2014	2015	2016	2017	2018
Number of child abuse cases investigated	272	390	415	383	343	381	551	873	894	1,163

The higher number of cases investigated since 2015 is in line with MSF's efforts to introduce more rigorous screening tools and training for sector professionals. This, together with greater awareness brought about by stepped up public education on child protection and family flagged up to MSF for intervention since 2015, have uncovered more cases with serious child protection concerns which were rightly

**Number of Personal Protection Order (PPO)
Applications**



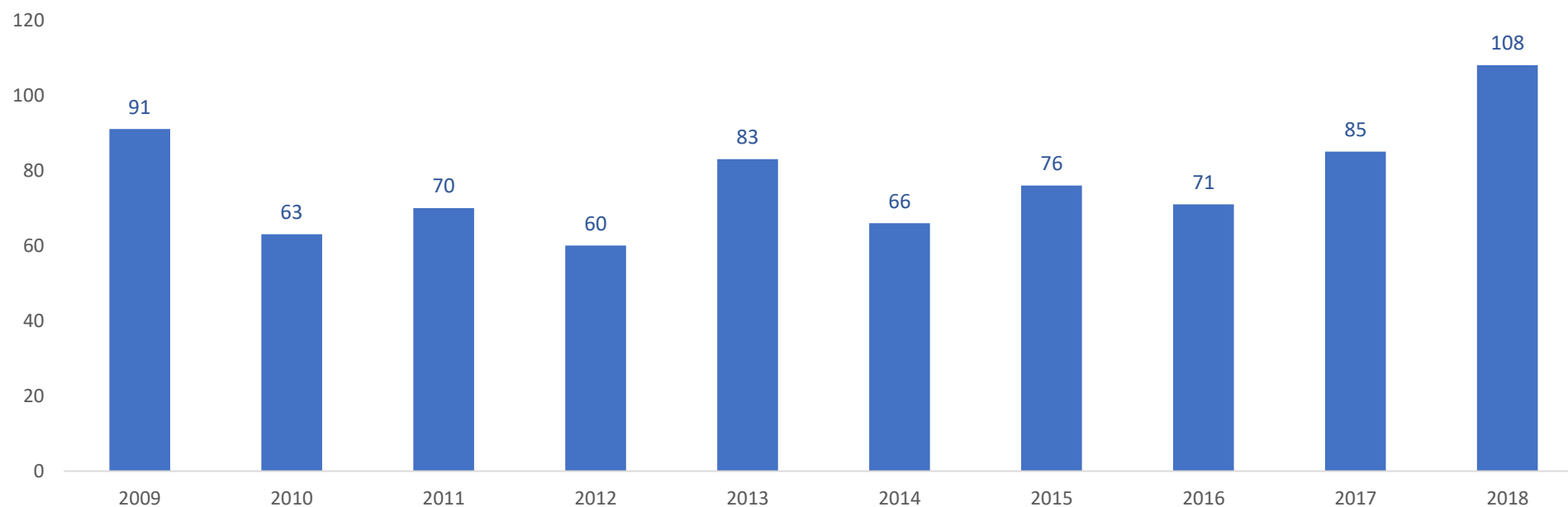
Year	2015	2016	2017	2018
Number of Personal Protection Order (PPO) applications	2,180	2,130	2,717	2,478

Data available from Year 2015.

A Personal Protection Order (PPO) is a Court Order restraining a family member from using or committing violence against a family member seeking protection.

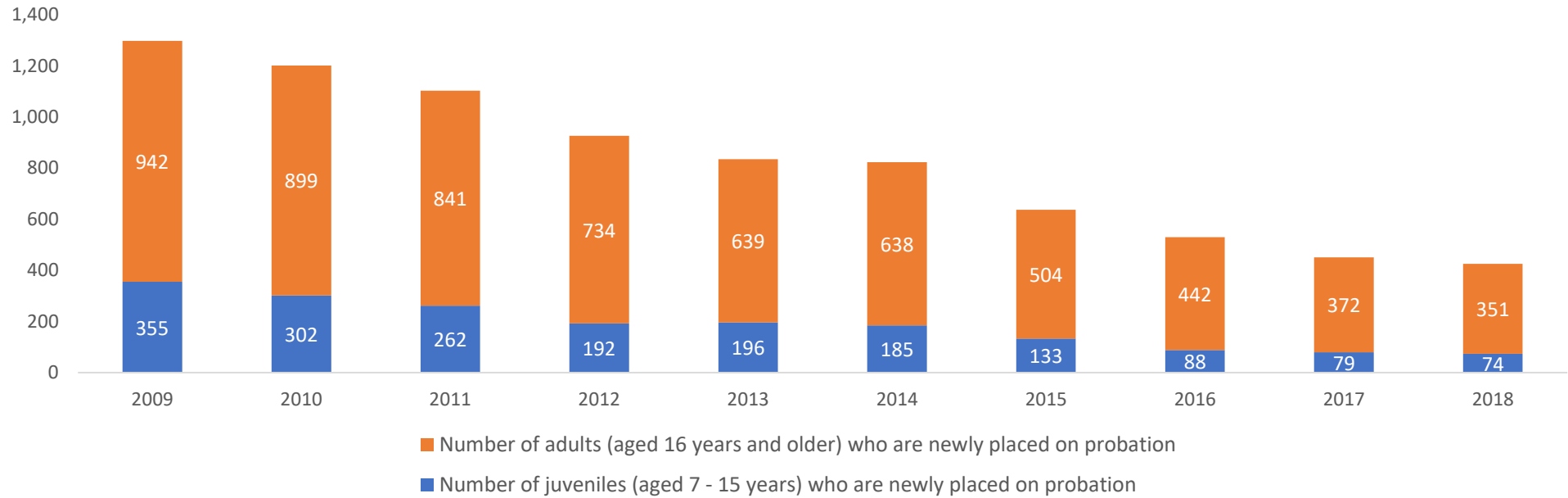
SOURCE: FAMILY JUSTICE COURTS

Number of New Cases of Children Who Are Beyond Parental Control (BPC)



Year	2009	2010	2011	2012	2013	2014	2015	2016	2017	2018
Number of new cases of children who are Beyond Parental Control (BPC)	91	63	70	60	83	66	76	71	85	108

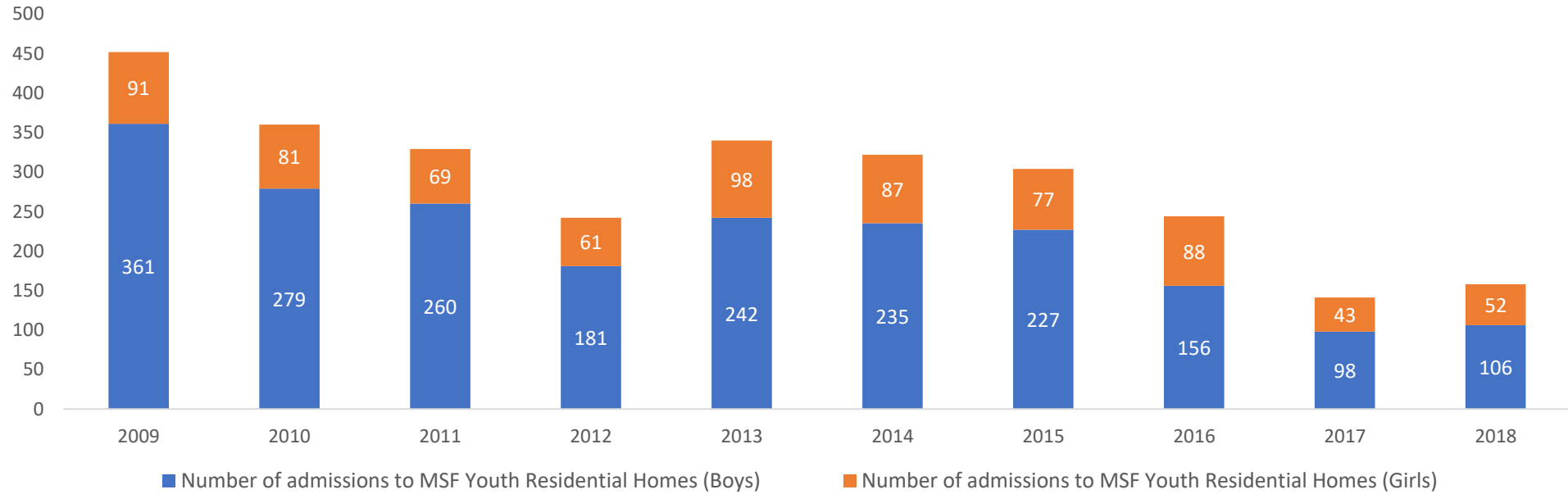
Number of Persons Who Are Newly Placed on Probation



Year	2009	2010	2011	2012	2013	2014	2015	2016	2017	2018
Number of juveniles (aged 7 - 15 years) who are newly placed on probation	355	302	262	192	196	185	133	88	79	74
Number of adults (aged 16 years and older) who are newly placed on probation	942	899	841	734	639	638	504	442	372	351

Under a Probation Order by the Court, the offender is supervised in the community by a Probation Officer. The Probation Order includes a set of conditions for compliance to ensure the probationer's good conduct and prevent him/her from committing a further offence.

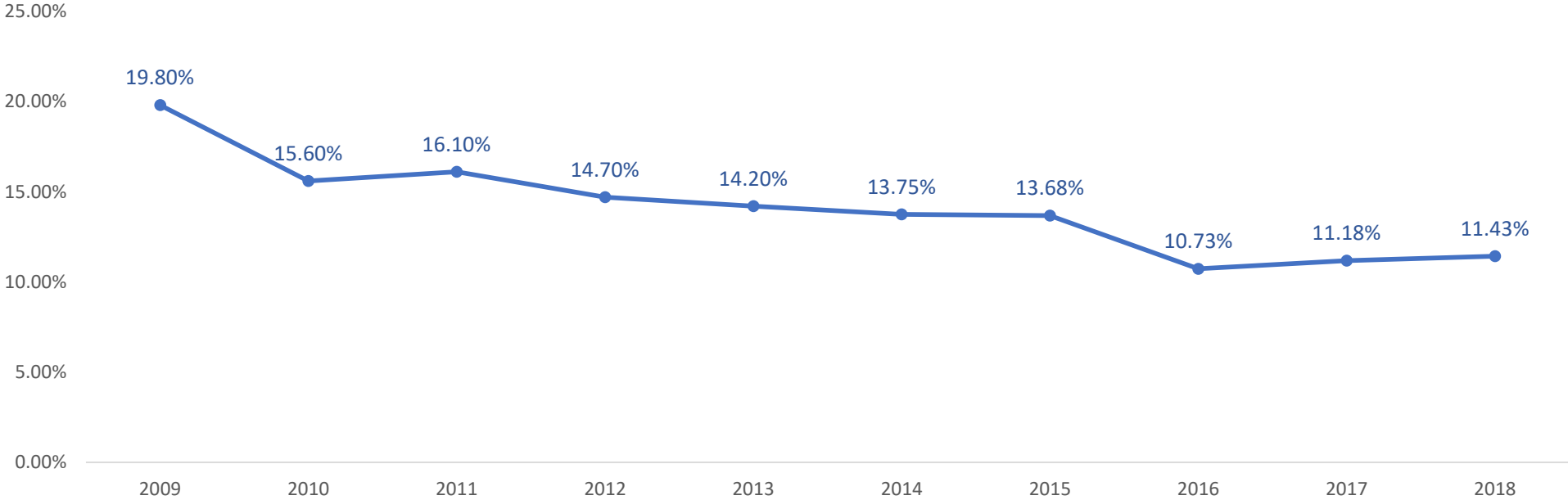
Number of Admissions to MSF Youth Residential Homes



Year	2009	2010	2011	2012	2013	2014	2015	2016	2017	2018
Number of admissions to MSF Youth Residential Homes (Boys)	361	279	260	181	242	235	227	156	98	106
Number of admissions to MSF Youth Residential Homes (Girls)	91	81	69	61	98	87	77	88	43	52

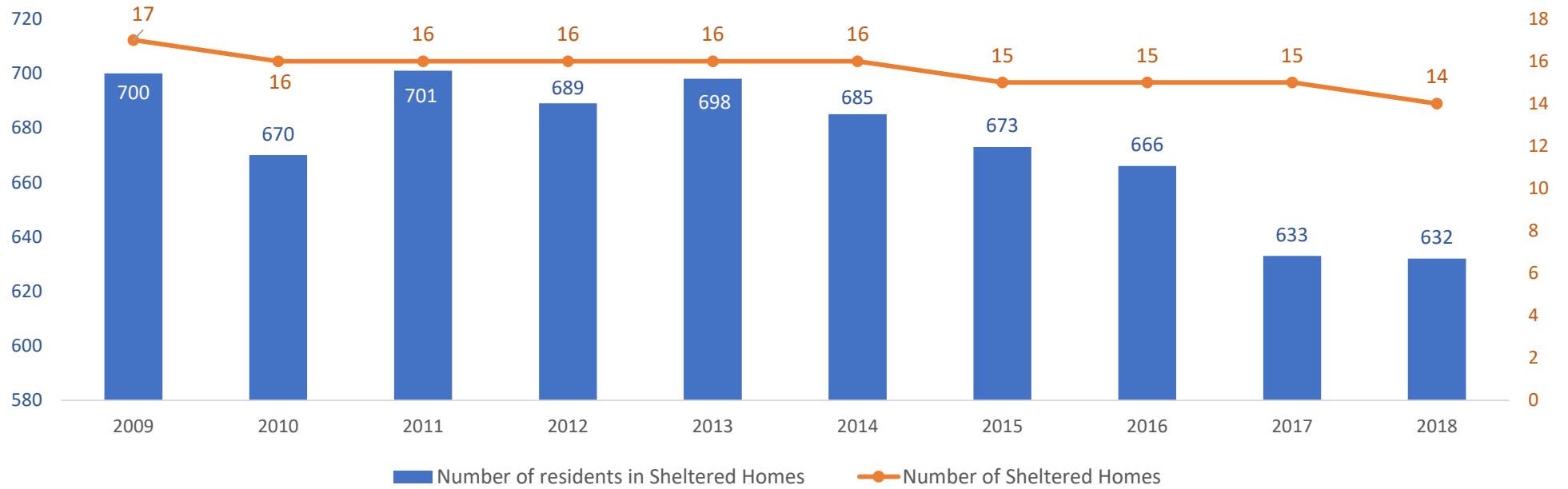
The MSF Youth Homes (i.e. Singapore Boys' Home and Singapore Girls' Home) function as a Place of Detention and a Juvenile Rehabilitation Centre for youths who are in conflict with the law. They also serve as a Place of Safety for youths who are beyond parental control or in need of care and protection.

3-Year Recidivism Rate of Youth Offender Cases Up to 21 Years of Age



Year	2009	2010	2011	2012	2013	2014	2015	2016	2017	2018
3-year recidivism rate of youth offender cases up to 21 years of age	19.80%	15.60%	16.10%	14.70%	14.20%	13.75%	13.68%	10.73%	11.18%	11.43%

Sheltered Homes



Year	2009	2010	2011	2012	2013	2014	2015	2016	2017	2018
Number of residents in Sheltered Homes	700	670	701	689	698	685	673	666	633	632
Number of Sheltered Homes	17	16	16	16	16	16	15	15	15	14

Sheltered Homes cater primarily to the accomodation needs of ambulant seniors who have no alternative living arrangements.