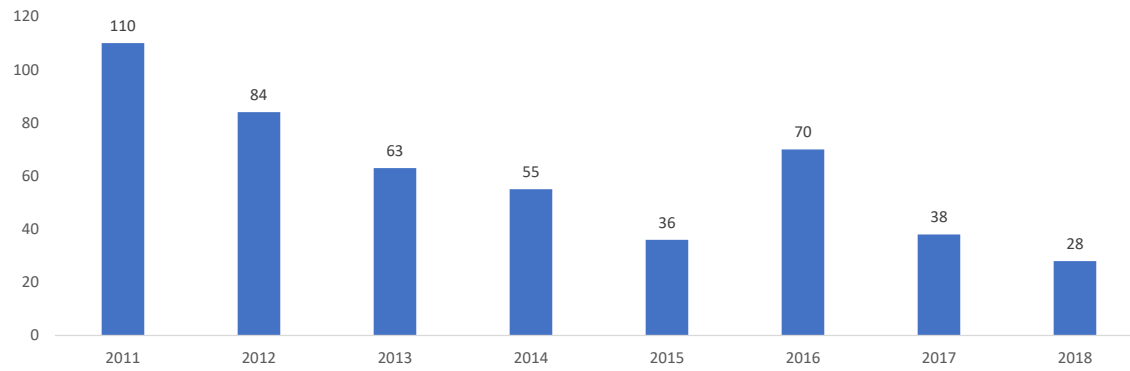


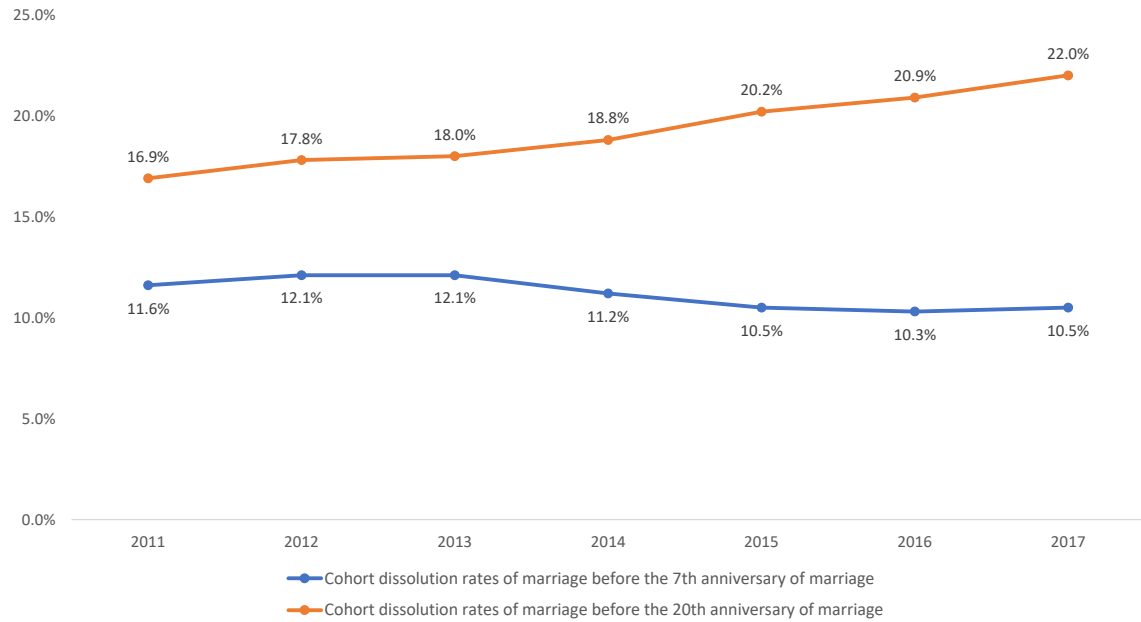
**New Applications for Maintenance of Parents**



Year	2011	2012	2013	2014	2015	2016	2017	2018
Number of new applications for maintenance of parents	110	84	63	55	36	70	38	28

Data only available from Year 2011.

**Cohort dissolution rates of marriage**

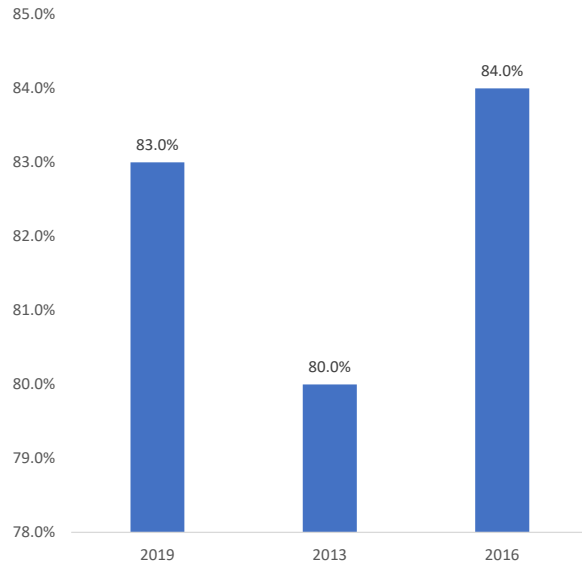


	2011	2012	2013	2014	2015	2016	2017	2018*
<b>Cohort dissolution rates of marriage before the 7th anniversary of marriage</b>	11.6%	12.1%	12.1%	11.2%	10.5%	10.3%	10.5%	8.8 - 10.2%
<b>Cohort dissolution rates of marriage before the 20th anniversary of marriage</b>	16.9%	17.8%	18.0%	18.8%	20.2%	20.9%	22.0%	21.0 - 23.1%

\*2018 rates are forecasted.

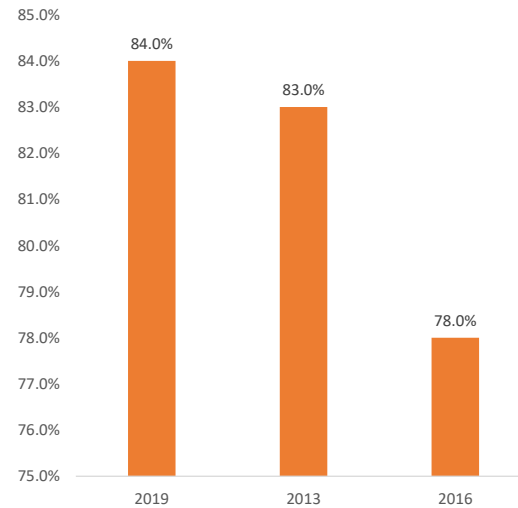
This indicator is reported on a calendar year basis. Cohort dissolution rate refers to the cumulative proportion of marriages registered in that particular calendar year that ended in divorce or annulment before the nth anniversary of marriage. Data is based on resident marriages (at least one party is a Singapore citizen or permanent resident) registered in Singapore with the Registry of Marriages or Registry of Muslim Marriages.

**Respondents who indicate "Singapore is a good place to raise one's children"**



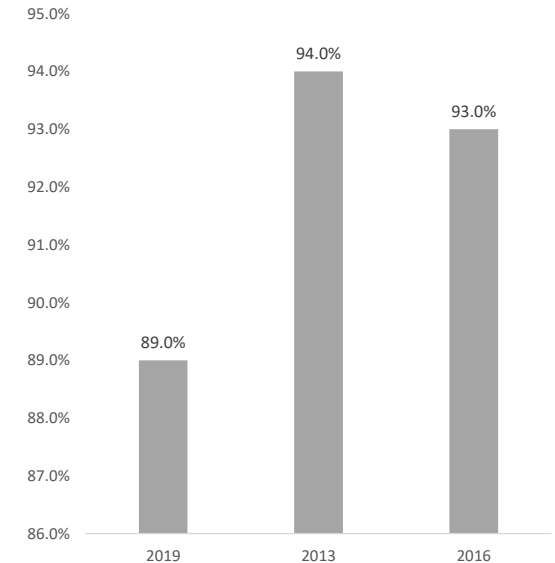
Year	2019	2013	2016
Respondents who indicate "Singapore is a good place to raise one's children"	83.0%	80.0%	84.0%

**Respondents aged 60 and above who indicate "When I am faced with financial difficulties, I will turn to my family for help"**



Year	2019	2013	2016
Respondents aged 60 and above who indicate "When I am faced with financial difficulties, I will turn to my family for help"	84.0%	83.0%	78.0%

**Respondents who indicate "I have a close knit family"**



Year	2019	2013	2016
Respondents who indicate "I have a close knit family"	89.0%	94.0%	93.0%

Data only available from a periodic survey conducted in Years 2009, 2013 and 2016.