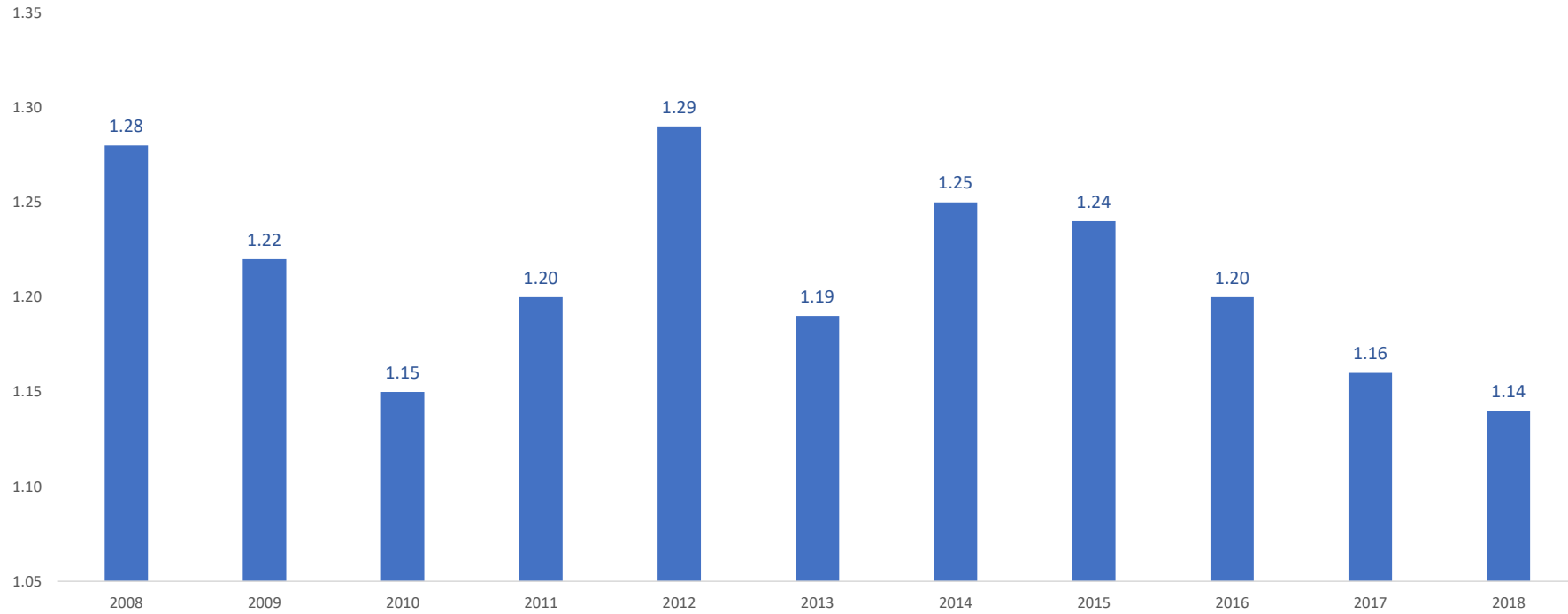


Total Fertility Rate (Per Female)

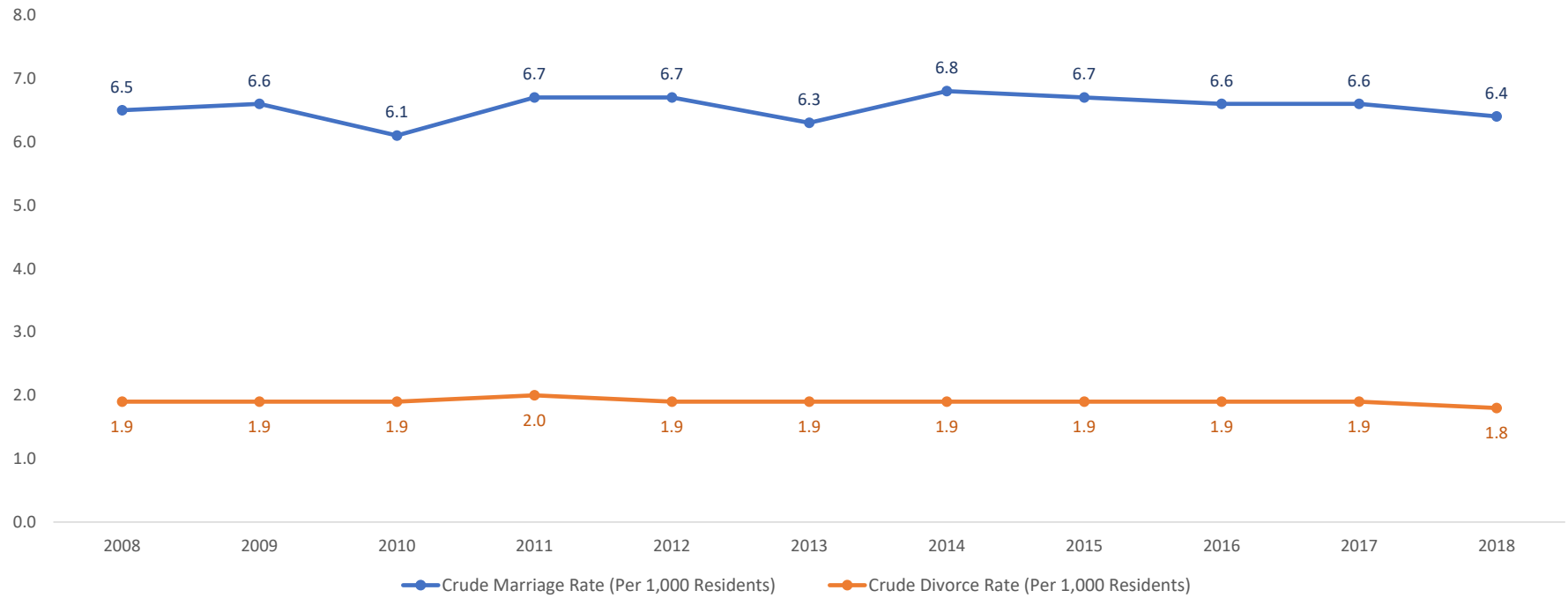


Year	2008	2009	2010	2011	2012	2013	2014	2015	2016	2017	2018
Total Fertility Rate (Per Female)	1.28	1.22	1.15	1.20	1.29	1.19	1.25	1.24	1.20	1.16	1.14

Data pertain to resident population (i.e. Singapore citizens and permanent residents).

SOURCE: SINGAPORE DEPARTMENT OF STATISTICS, IMMIGRATION AND CHECKPOINTS AUTHORITY

Crude Marriage and Divorce Rates

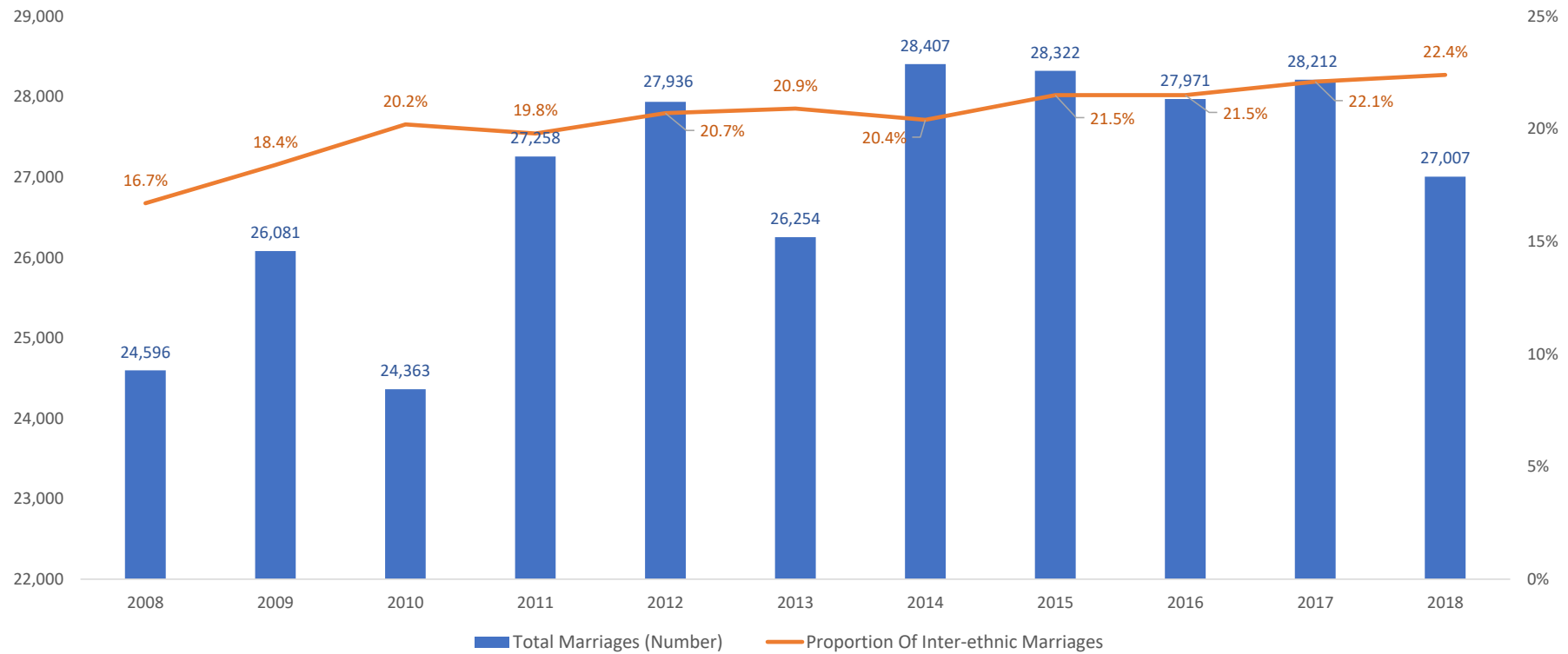


Year	2008	2009	2010	2011	2012	2013	2014	2015	2016	2017	2018
Crude Marriage Rate (Per 1,000 Residents)	6.5	6.6	6.1	6.7	6.7	6.3	6.8	6.7	6.6	6.6	6.4
Crude Divorce Rate (Per 1,000 Residents)	1.9	1.9	1.9	2	1.9	1.9	1.9	1.9	1.9	1.9	1.8

Data are based on resident marriages where either or both the groom and bride are residents (i.e. Singapore citizens and permanent residents).

SOURCE: SINGAPORE DEPARTMENT OF STATISTICS

Total Number of Marriages

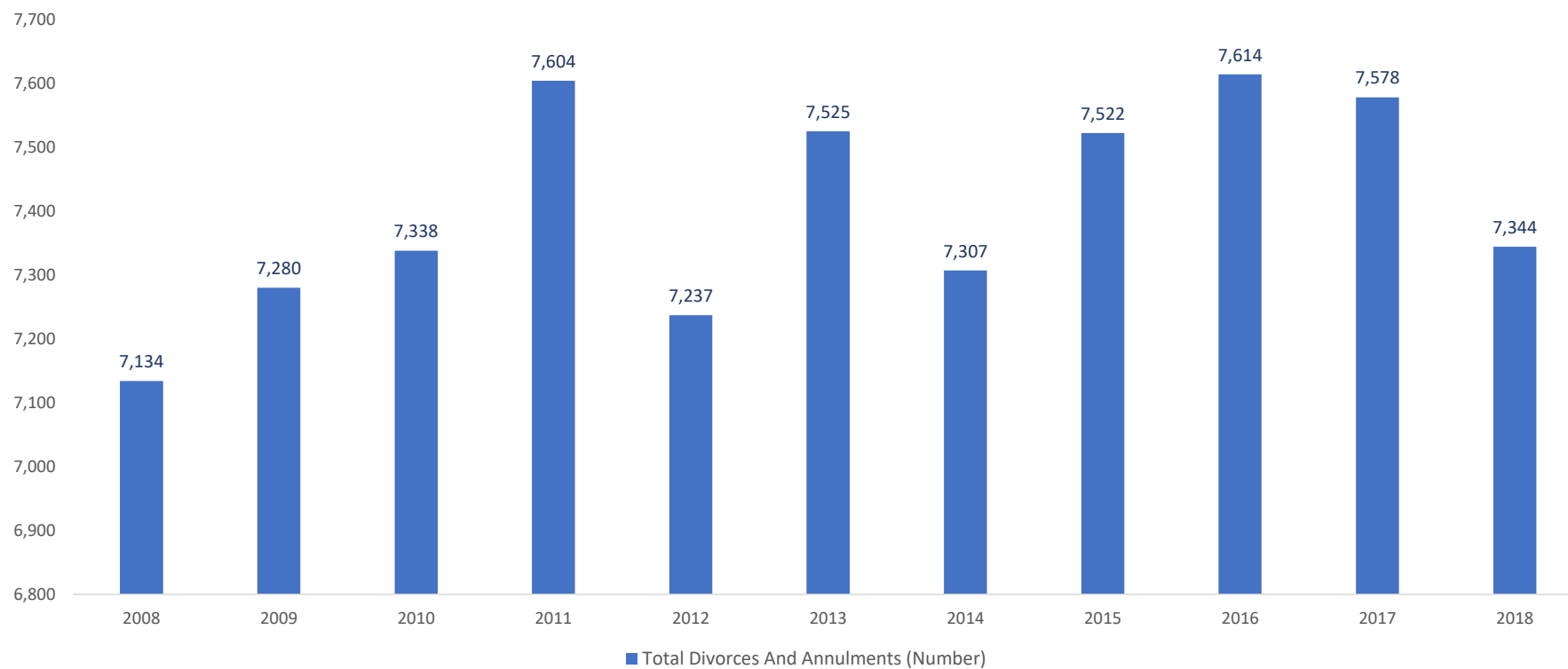


Year	2008	2009	2010	2011	2012	2013	2014	2015	2016	2017	2018
Total Marriages (Number)	24,596	26,081	24,363	27,258	27,936	26,254	28,407	28,322	27,971	28,212	27,007
Proportion Of Inter-ethnic Marriages	16.7%	18.4%	20.2%	19.8%	20.7%	20.9%	20.4%	21.5%	21.5%	22.1%	22.4%

Total may include marriages where the previous marital status of groom or brides were not reported. Previous marital status refers to a person's marital status prior to the current marriage.

SOURCE: SINGAPORE DEPARTMENT OF STATISTICS

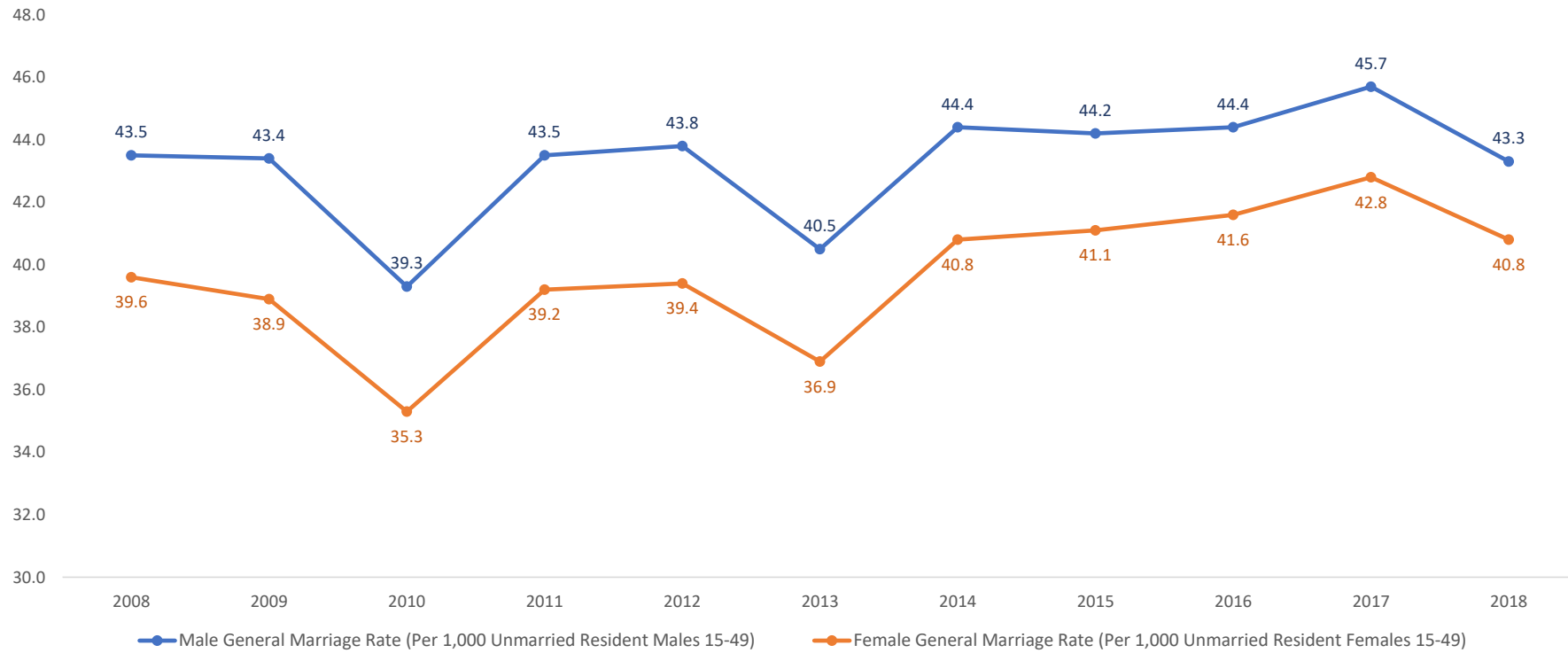
Total Number of Divorces



Year	2008	2009	2010	2011	2012	2013	2014	2015	2016	2017	2018
Total Divorces And Annulments	7,134	7,280	7,338	7,604	7,237	7,525	7,307	7,522	7,614	7,578	7,344

SOURCE: SINGAPORE DEPARTMENT OF STATISTICS

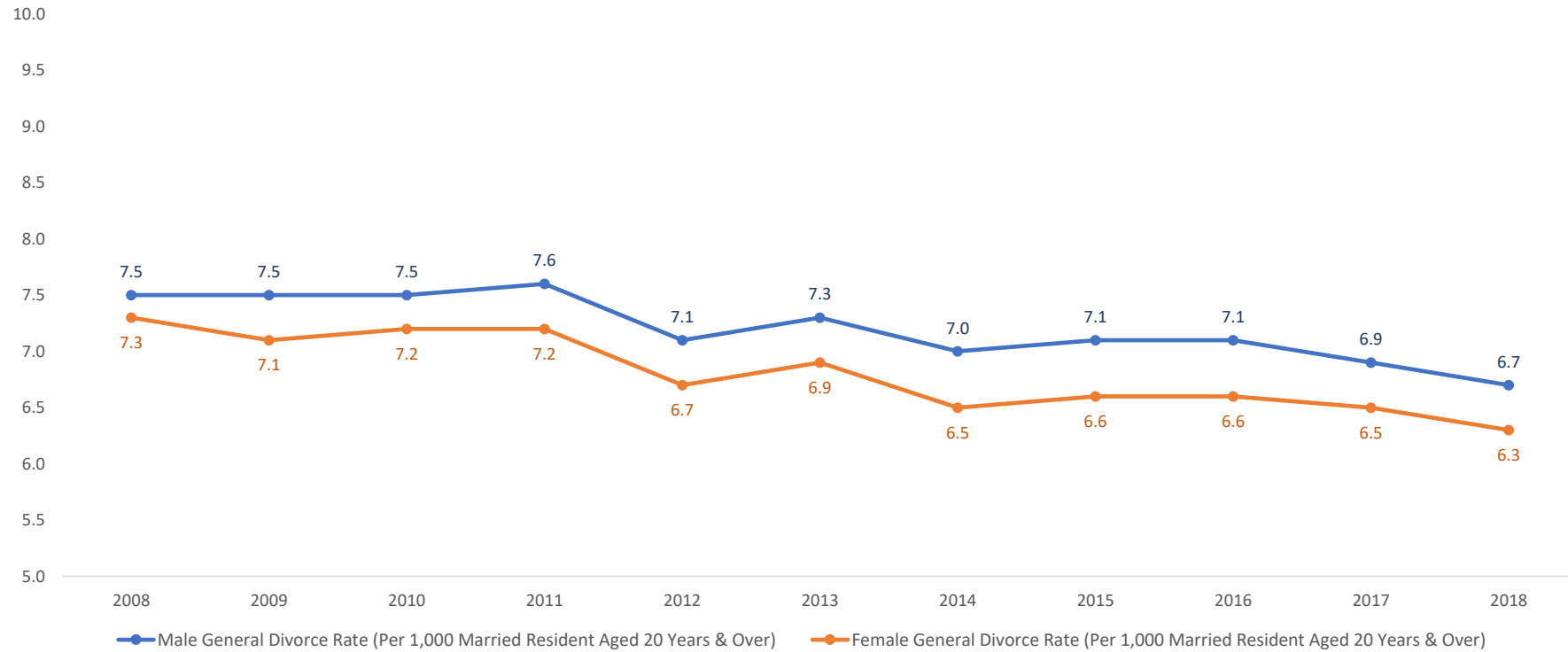
General Marriage Rate by Gender



Year	2008	2009	2010	2011	2012	2013	2014	2015	2016	2017	2018
Male General Marriage Rate (Per 1,000 Unmarried Resident Males 15-49)	43.5	43.4	39.3	43.5	43.8	40.5	44.4	44.2	44.4	45.7	43.3
Female General Marriage Rate (Per 1,000 Unmarried Resident Females 15-49)	39.6	38.9	35.3	39.2	39.4	36.9	40.8	41.1	41.6	42.8	40.8

MALE GENERAL MARRIAGE RATE - Data are based on resident grooms and resident population (i.e. Singapore citizens and permanent residents).
 FEMALE GENERAL MARRIAGE RATE - Data are based on resident brides and resident population (i.e. Singapore citizens and permanent residents).
 SOURCE: SINGAPORE DEPARTMENT OF STATISTICS

General Divorce Rate by Gender



Year	2008	2009	2010	2011	2012	2013	2014	2015	2016	2017	2018
Male General Divorce Rate (Per 1,000 Married Resident Aged 20 Years & Over)	7.5	7.5	7.5	7.6	7.1	7.3	7.0	7.1	7.1	6.9	6.7
Female General Divorce Rate (Per 1,000 Married Resident Aged 20 Years & Over)	7.3	7.1	7.2	7.2	6.7	6.9	6.5	6.6	6.6	6.5	6.3

MALE GENERAL DIVORCE RATE - Data are based on divorces and annulments where the male spouses are residents (i.e Singapore citizens or permanent residents).

FEMALE GENERAL DIVORCE RATE - Data are based on divorces and annulments where the female spouses are residents (i.e Singapore citizens or permanent residents).

SOURCE: SINGAPORE DEPARTMENT OF STATISTICS

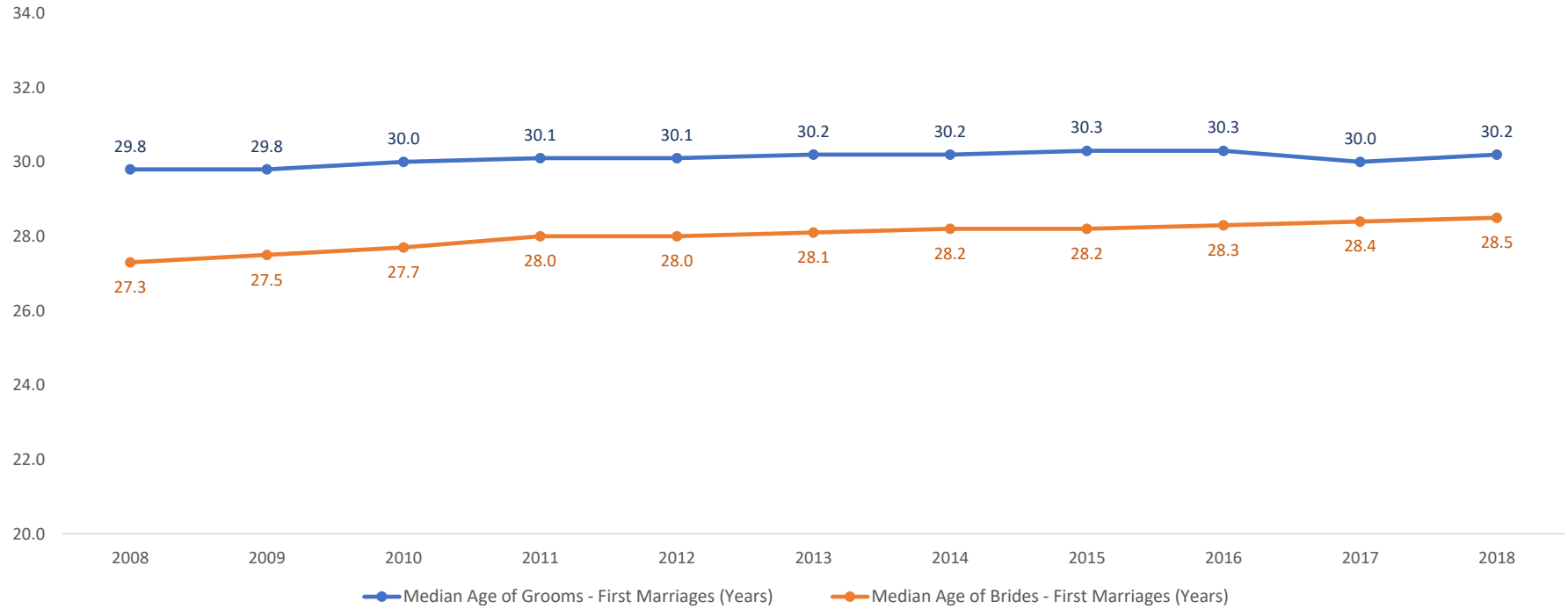
Median Duration Of Marriage For Divorces (Years)



Year	2008	2009	2010	2011	2012	2013	2014	2015	2016	2017	2018
Median Duration Of Marriage For Divorces (Years)	9.9	10.1	10.6	10.5	10.3	10.4	10.4	10.0	10.0	10.3	10.2

SOURCE: SINGAPORE DEPARTMENT OF STATISTICS

Median Age of First Marriage by Gender



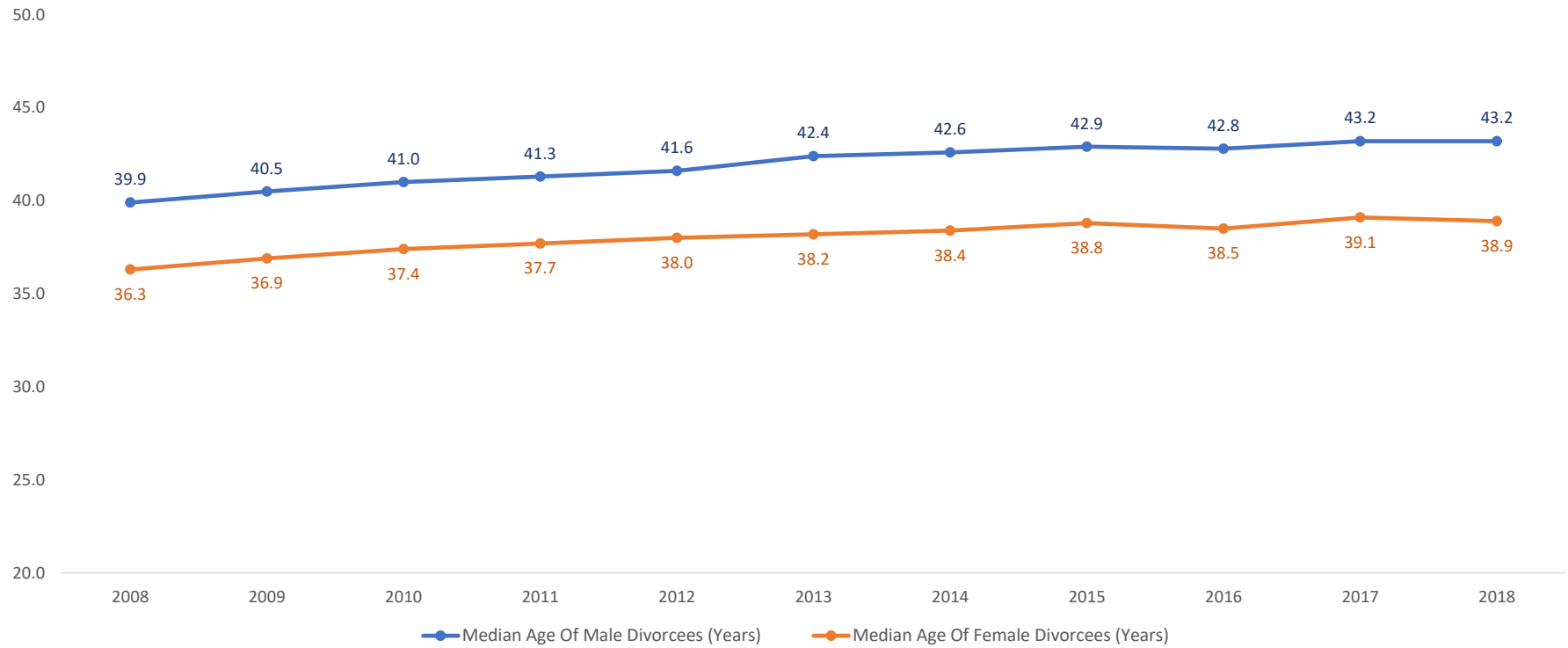
Year	2008	2009	2010	2011	2012	2013	2014	2015	2016	2017	2018
Median Age of Grooms - First Marriages (Years)	29.8	29.8	30.0	30.1	30.1	30.2	30.2	30.3	30.3	30.0	30.2
Median Age of Brides - First Marriages (Years)	27.3	27.5	27.7	28.0	28.0	28.1	28.2	28.2	28.3	28.4	28.5

MEDIAN AGE OF GROOMS - Data are based on resident grooms and resident population (i.e. Singapore citizens and permanent residents).

MEDIAN AGE OF BRIDES - Data are based on resident brides and resident population (i.e. Singapore citizens and permanent residents).

SOURCE: SINGAPORE DEPARTMENT OF STATISTICS

Median Age of Divorcees by Gender



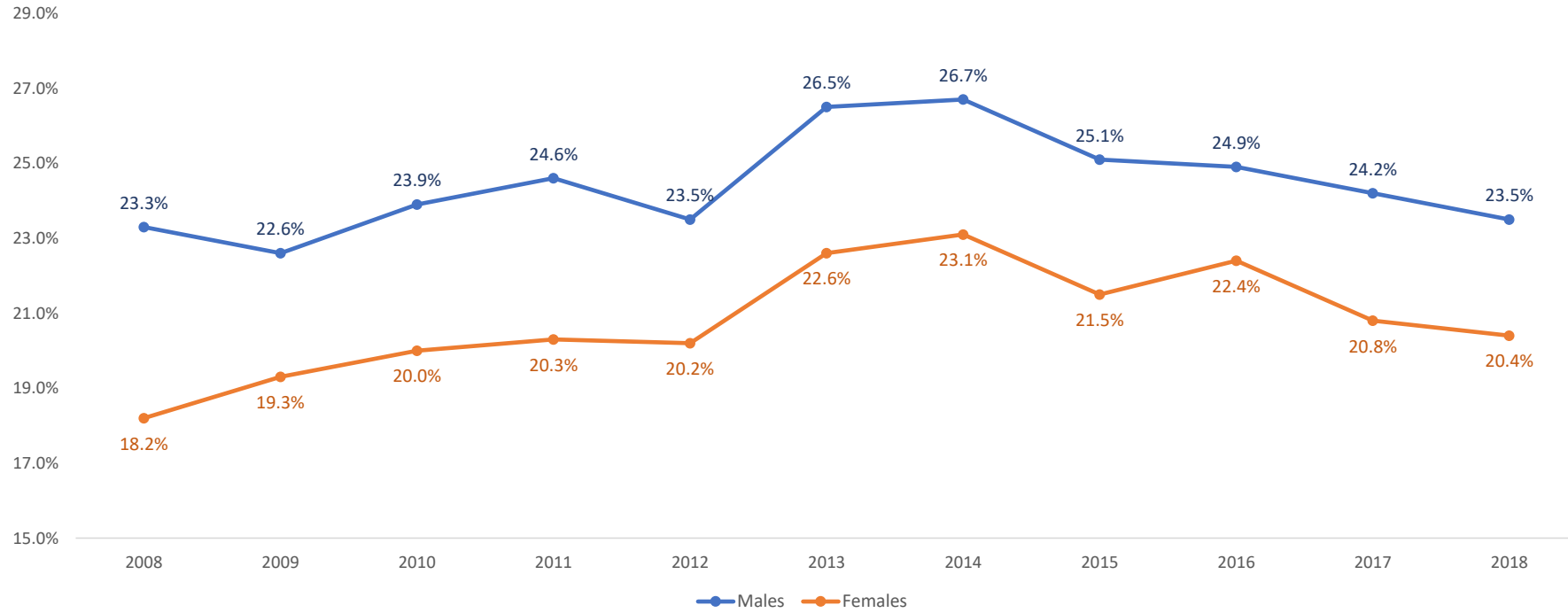
Year	2008	2009	2010	2011	2012	2013	2014	2015	2016	2017	2018
Median Age Of Male Divorcees (Years)	39.9	40.5	41.0	41.3	41.6	42.4	42.6	42.9	42.8	43.2	43.2
Median Age Of Female Divorcees (Years)	36.3	36.9	37.4	37.7	38.0	38.2	38.4	38.8	38.5	39.1	38.9

MEDIAN AGE OF MALE DIVORCEES - Data are based on divorces and annulments where the male spouses are residents (i.e Singapore citizens or permanent residents).

MEDIAN AGE OF FEMALE DIVORCEES - Data are based on divorces and annulments where the female spouses are residents (i.e Singapore citizens or permanent residents).

SOURCE: SINGAPORE DEPARTMENT OF STATISTICS

Proportion of Singles Among Residents (35-39 years old)

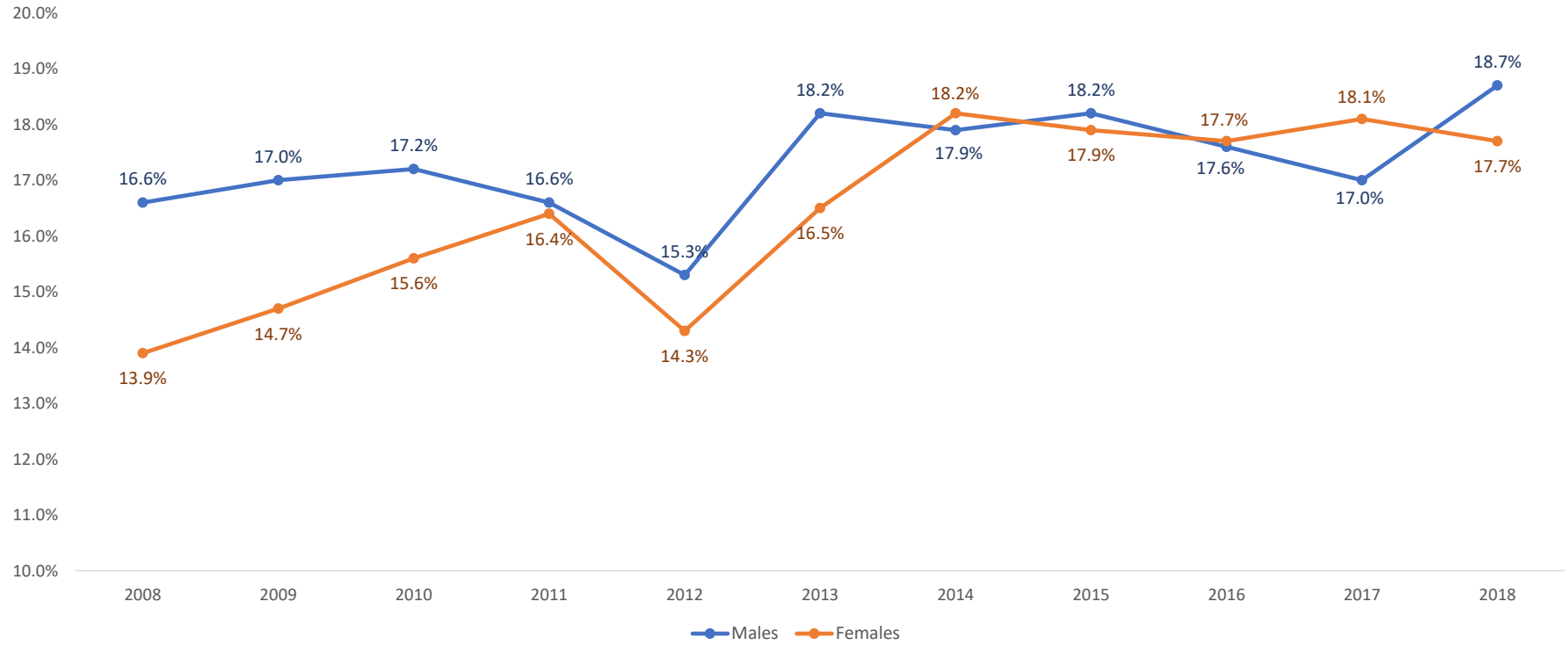


Year	2008	2009	2010	2011	2012	2013	2014	2015	2016	2017	2018
Males	23.3%	22.6%	23.9%	24.6%	23.5%	26.5%	26.7%	25.1%	24.9%	24.2%	23.5%
Females	18.2%	19.3%	20.0%	20.3%	20.2%	22.6%	23.1%	21.5%	22.4%	20.8%	20.4%

Data pertain to resident population (i.e. Singapore citizens and permanent residents).

SOURCE: SINGAPORE DEPARTMENT OF STATISTICS

Proportion of Singles Among Residents (40-44 years old)



Year	2008	2009	2010	2011	2012	2013	2014	2015	2016	2017	2018
Males	16.6%	17.0%	17.2%	16.6%	15.3%	18.2%	17.9%	18.2%	17.6%	17.0%	18.7%
Females	13.9%	14.7%	15.6%	16.4%	14.3%	16.5%	18.2%	17.9%	17.7%	18.1%	17.7%

Data pertain to resident population (i.e. Singapore citizens and permanent residents).

SOURCE: SINGAPORE DEPARTMENT OF STATISTICS